

2021 National Survey on Drug Use and Health: Among the Native Hawaiian or Other Pacific Islander (NHOPI) Population Aged 12 or Older

Center for Behavioral Health Statistics and Quality
Substance Abuse and Mental Health Services Administration
U.S. Department of Health and Human Services



NSDUH Scope and Target Population

- Conducted by the Federal Government since 1971
- Comprehensive household interview survey of substance use, substance use disorders, mental health, and the receipt of treatment services for these disorders in the United States
- Produces estimates representative of the population at national and state levels
- Covers the civilian, noninstitutionalized population aged 12 or older in all 50 states and Washington, DC:
 - Includes households, college dorms, homeless in shelters, civilians on military bases
 - Excludes active military, long-term hospital residents, prison populations, homeless not in shelters
- NSDUH 2021 sample included 69,850 people

Data from 2021 should not be compared or pooled with data from prior years

Why not?

1

Mode effect: Web data collection began in 2020. There were significant differences in estimates between web and in-person modes of data collection.

2

Seasonal effect: There were systematic differences between two-quarter estimates from 2015 to 2019 and corresponding four-quarter estimates. Because 2020 data were mostly collected in only two quarters, these data cannot be compared with the full year of 2021 data.

3

Substance Use Disorder (SUD) definition changes: Starting in 2020, SUDs were defined according to criteria from the *Diagnostic and Statistical Manual of Mental Disorders*, 5th edition (DSM-5). Therefore, SUD estimates cannot be compared with 2019 or earlier.

About This Presentation

- The racial and ethnic groups discussed in this presentation are mutually exclusive. People who were of Hispanic or Latino ethnicity could be of any race but are not included in the estimates for any of the racial categories. Estimates for people who were not of Hispanic or Latino ethnicity are reported by race. People reporting two or more races and who were not of Hispanic or Latino ethnicity are noted as “Multiracial” in this presentation. People reporting their race as Black or African American are subsequently referred to as Black. People reporting their ethnicity as Hispanic or Latino are subsequently referred to as Hispanic.
- Statistical testing was performed for comparisons of estimates across age groups and among racial and ethnic groups according to procedures described in the 2021 Methodological Summary and Definitions report.¹ For consistency with the typical criteria for statistical testing in NSDUH, age group differences were considered statistically significant at the .05 level of significance. For testing among racial and ethnic groups, a more conservative level of .01 was used for considering differences to be statistically significant. Statistically significant differences resulting from these testing procedures are described using terms such as “higher,” “lower,” “more likely,” or “less likely.” Statements use terms such as “similar” or “the same” when a difference was not statistically significant. When estimates are presented without reference to differences across groups, statistical significance is not implied.

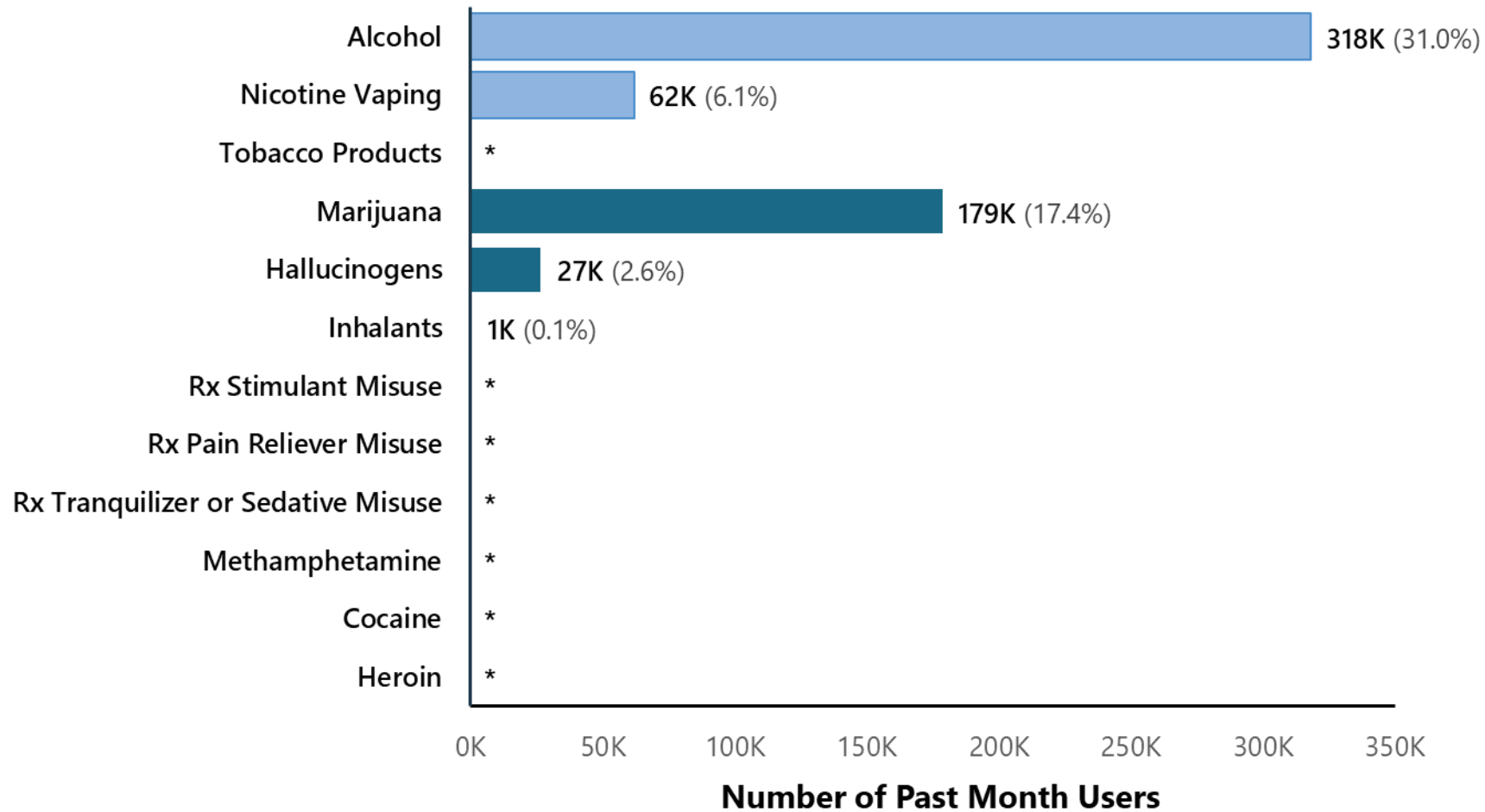
¹ See Section 3.2.3 in the following reference: Center for Behavioral Health Statistics and Quality. (2022). 2021 National Survey on Drug Use and Health (NSDUH): Methodological summary and definitions. <https://www.samhsa.gov/data/report/2021-methodological-summary-and-definitions>

About This Presentation (continued)

- The following estimates for NHOPI people are not presented due to low precision:
 - Substance use
 - past month: binge alcohol, tobacco product or nicotine vaping
 - past year: illicit drug, marijuana, opioid, prescription pain reliever, heroin
 - Substance use disorder by age groups or severity level
 - Perceived need for substance use treatment
 - Major depressive episode, treatment for depression, or suicidal thoughts or behaviors among adolescents
 - Receipt of mental health services, co-occurring SUD and AMI, substance use by mental illness, perceived recovery, and receipt of substance use treatment or mental health services among adults

Substance Use in the Past Month

Past Month Substance Use: Among NHOPI People Aged 12 or Older

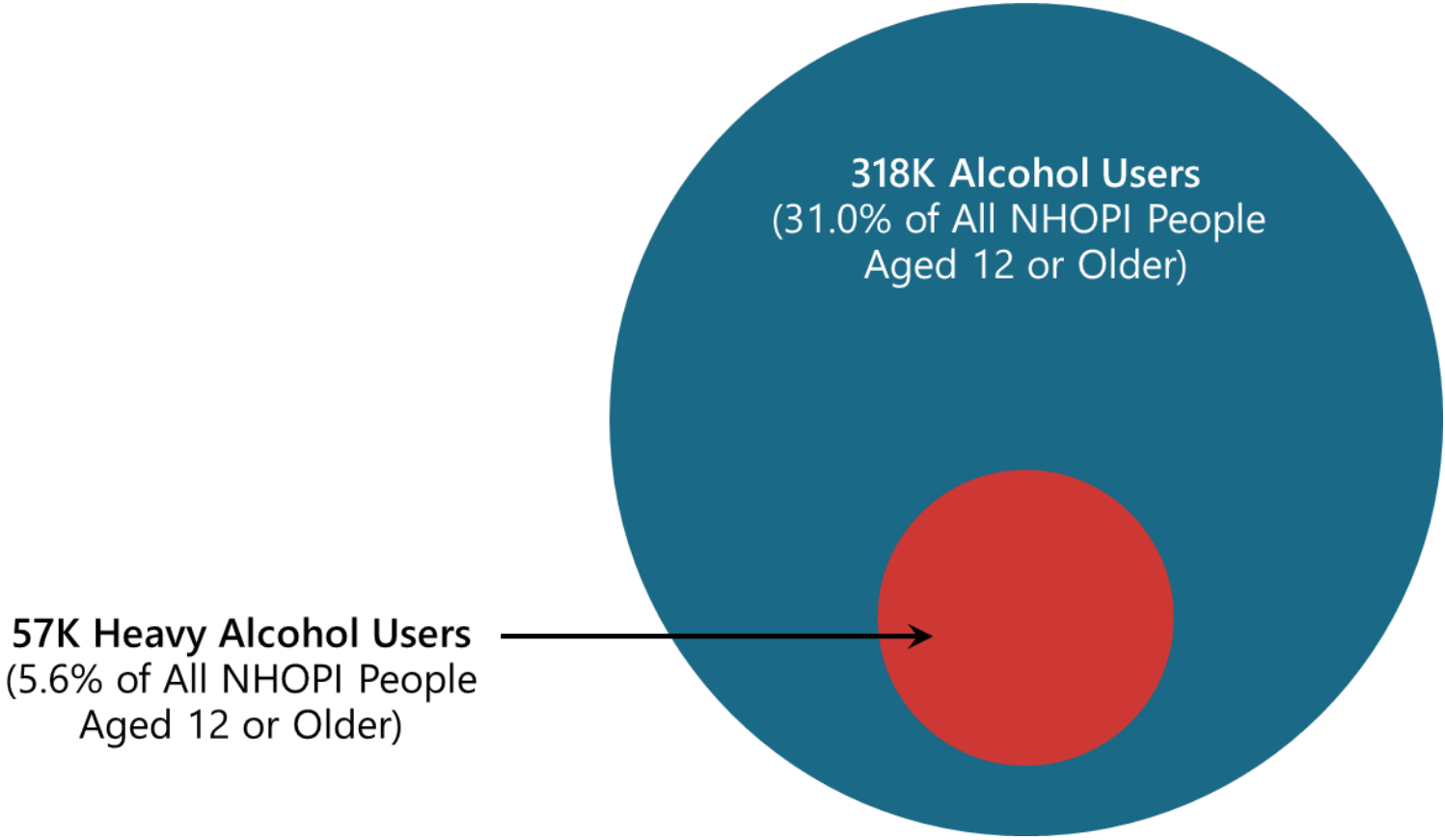


* Low precision; no estimate reported.

Rx = prescription.

Note: The estimated numbers of current users of different substances are not mutually exclusive because people could have used more than one type of substance in the past month.

Past Month Alcohol Use, Binge Alcohol Use, and Heavy Alcohol Use: Among NHOPI People Aged 12 or Older



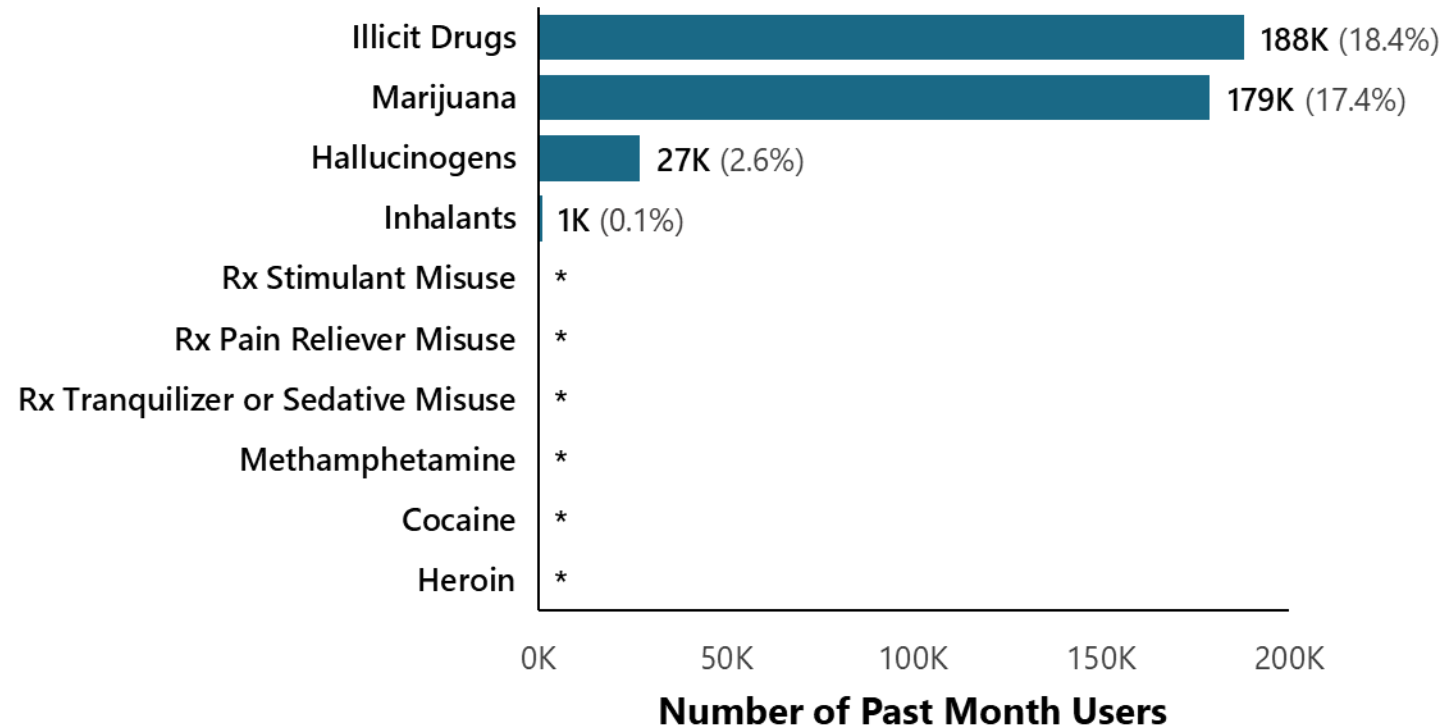
- **57,000 NHOPI** people were past month heavy drinkers

* Estimates for Binge Alcohol Use are not shown due to low precision.

Note: Binge Alcohol Use is defined as drinking five or more drinks (for males) or four or more drinks (for females) on the same occasion on at least 1 day in the past 30 days. Heavy Alcohol Use is defined as binge drinking on the same occasion on 5 or more days in the past 30 days; all heavy alcohol users are also binge alcohol users.

Past Month Illicit Drug Use

Past Month Illicit Drug Use: Among NHOPI People Aged 12 or Older

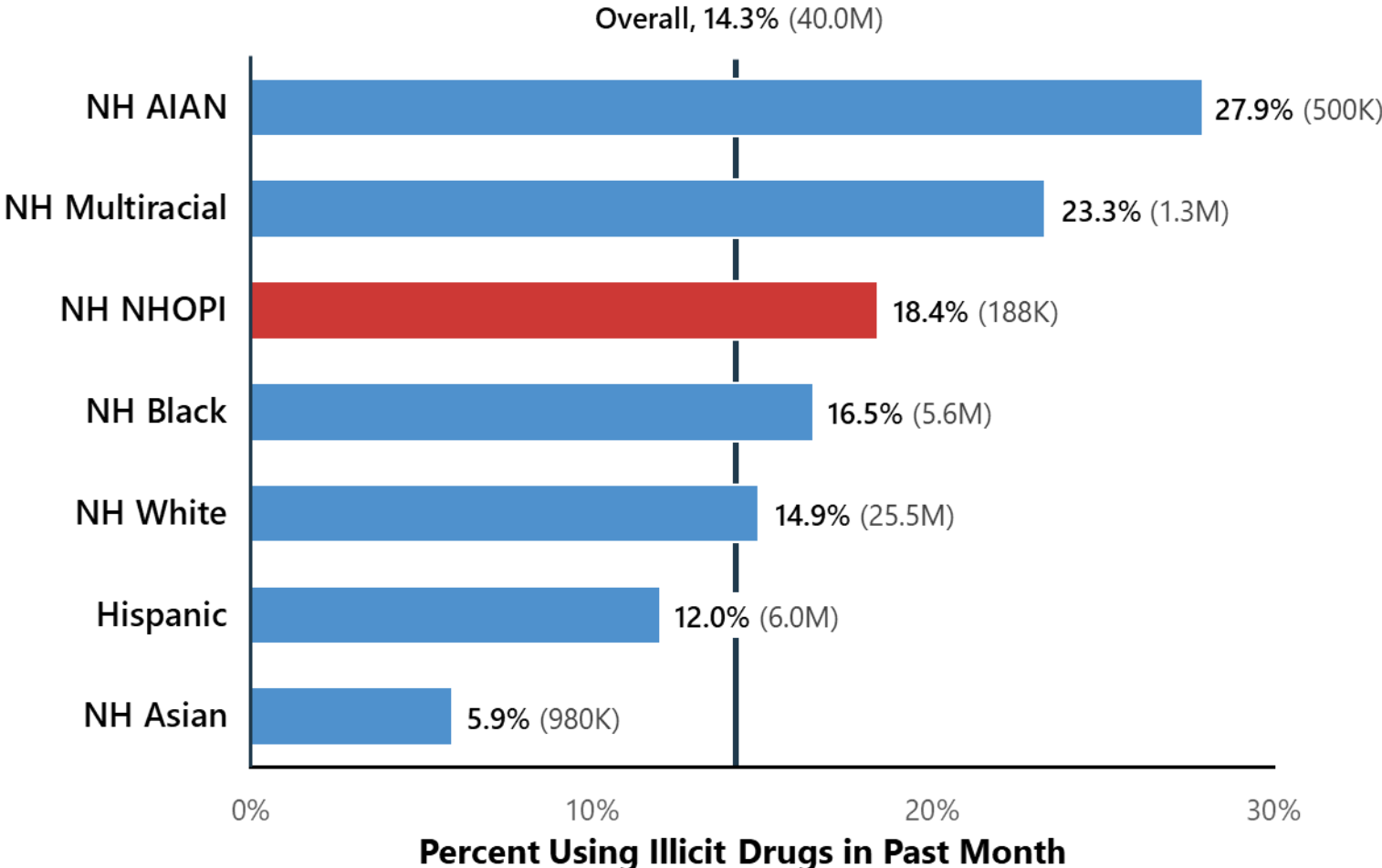


* Low precision; no estimate reported.

Rx = prescription.

Note: The estimated numbers of past month users of different illicit drugs are not mutually exclusive because people could have used more than one type of illicit drug in the past month.

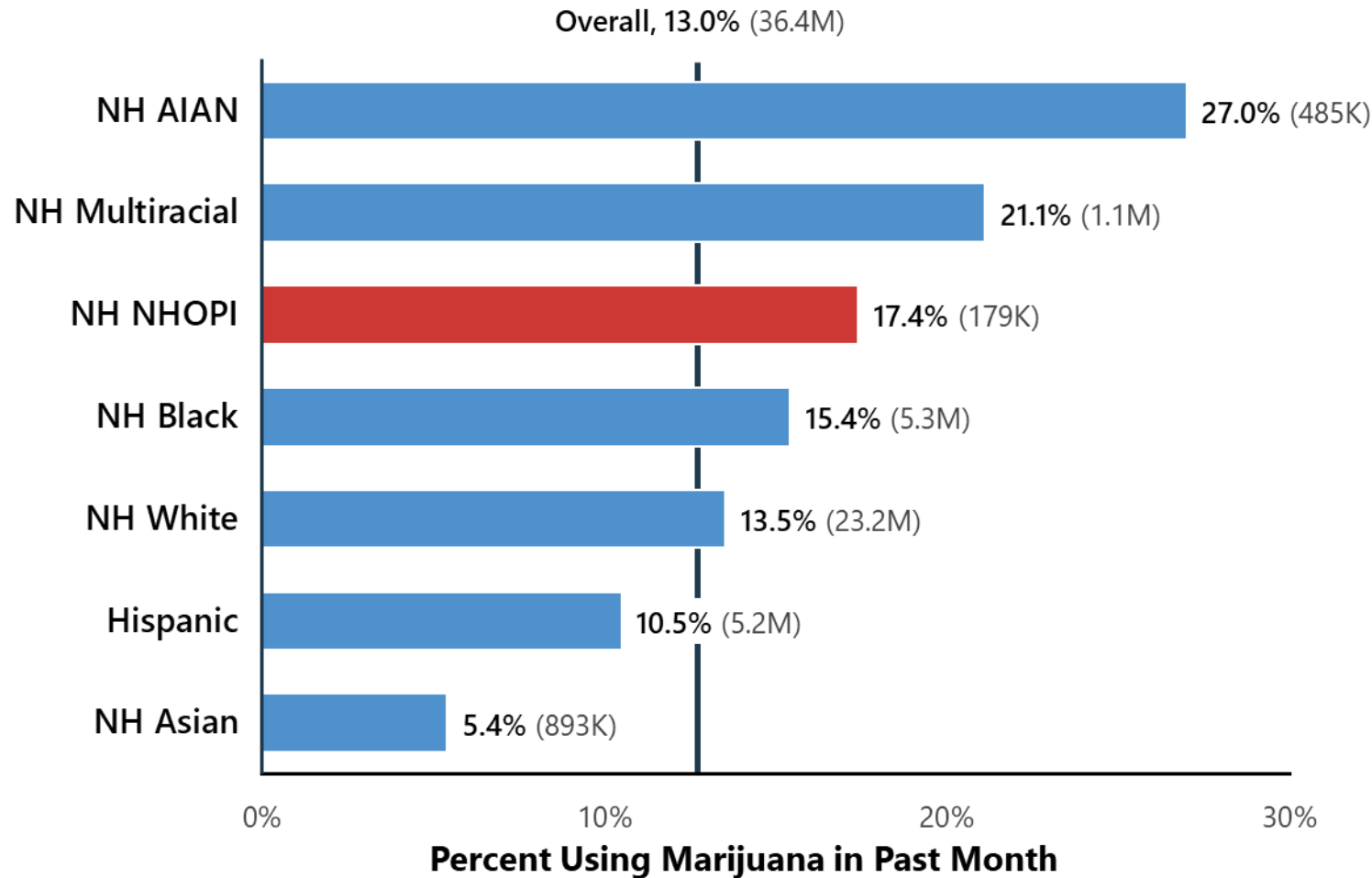
Illicit Drug Use in the Past Month by Racial and Ethnic Groups: Among People Aged 12 or Older



- **NHOPI** people were **more likely** than Asian people to use illicit drugs in the past month

NH = Not Hispanic or Latino; AIAN = American Indian or Alaska Native; Black = Black or African American; Hispanic = Hispanic or Latino; NHOPI = Native Hawaiian or Other Pacific Islander.

Marijuana Use in the Past Month by Racial and Ethnic Groups: Among People Aged 12 or Older

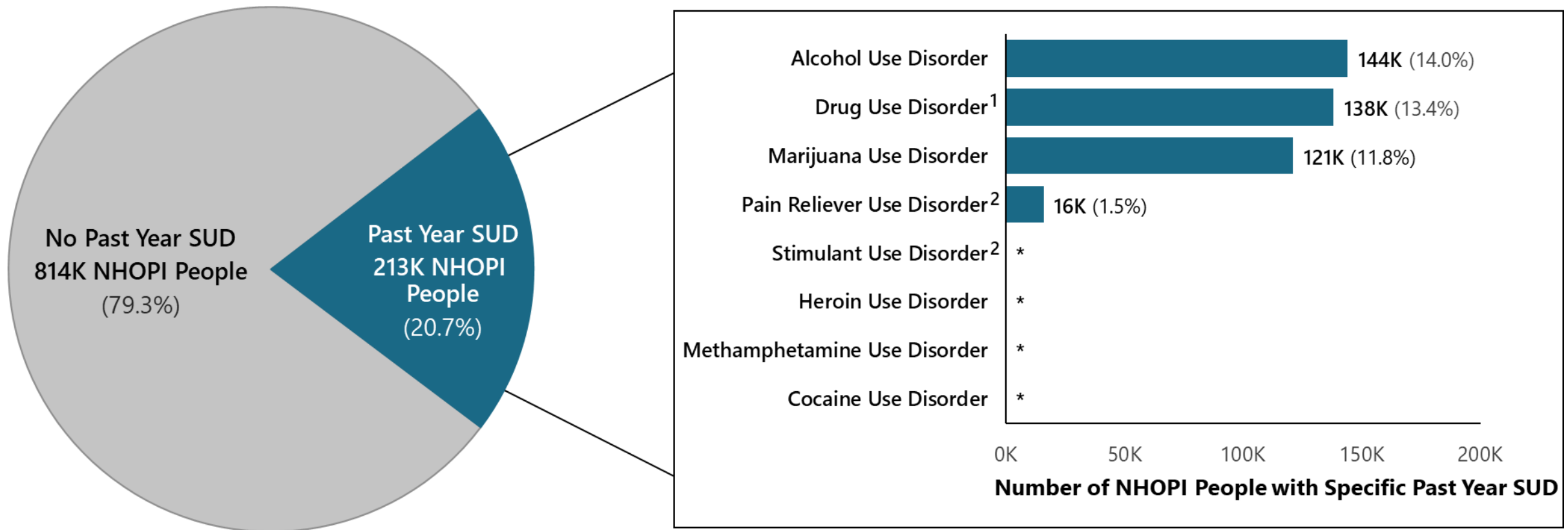


- **NHOPI** people were **more likely** than Asian people to use marijuana in the past month

NH = Not Hispanic or Latino; AIAN = American Indian or Alaska Native; Black = Black or African American; Hispanic = Hispanic or Latino; NHOPI = Native Hawaiian or Other Pacific Islander.

Substance Use Disorder

Past Year Substance Use Disorder (SUD): Among NHOPI People Aged 12 or Older



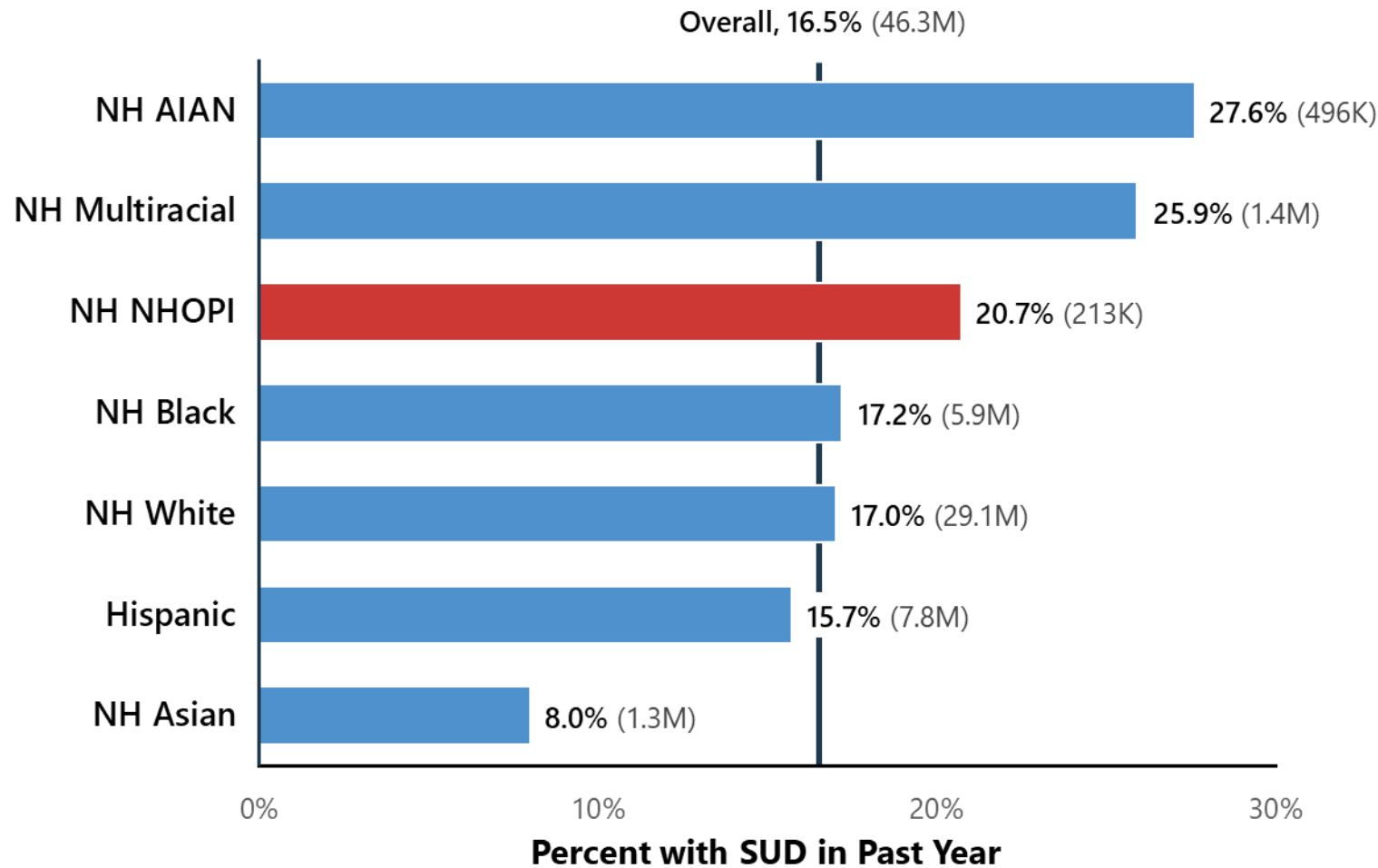
* Low precision; no estimate reported.

Note: The estimated numbers of people with substance use disorders are not mutually exclusive because people could have use disorders for more than one substance.

¹ Includes data from all past year users of marijuana, cocaine, heroin, hallucinogens, inhalants, methamphetamine, and prescription psychotherapeutic drugs (i.e., pain relievers, tranquilizers, stimulants, or sedatives).

² Includes data from all past year users of the specific prescription drug.

Substance Use Disorder (SUD) in the Past Year by Racial and Ethnic Groups: Among People Aged 12 or Older

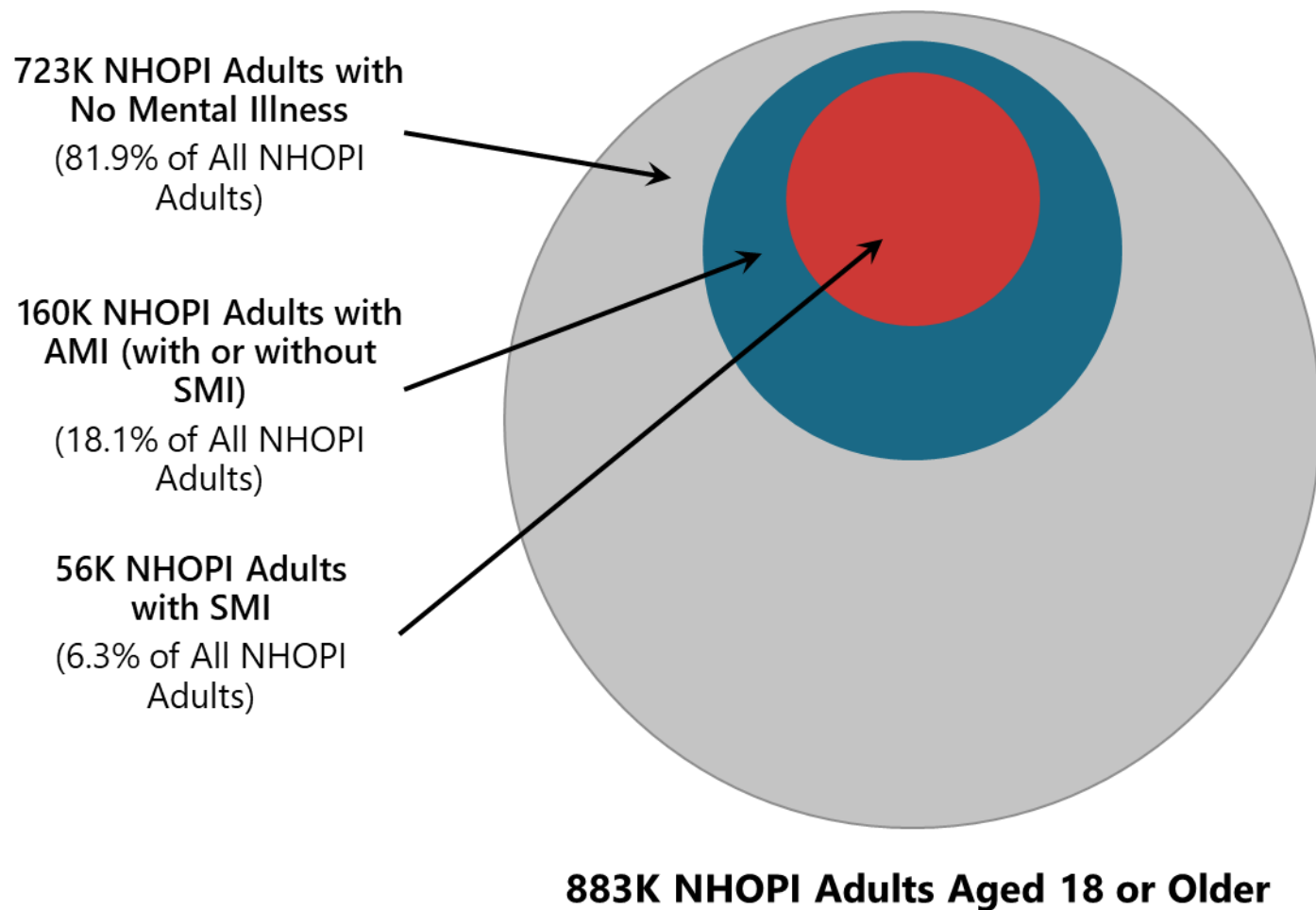


- **NHOPI** people were **more likely** than Asian people to have an SUD

NH = Not Hispanic or Latino; AIAN = American Indian or Alaska Native; Black = Black or African American; Hispanic = Hispanic or Latino; NHOPI = Native Hawaiian or Other Pacific Islander.

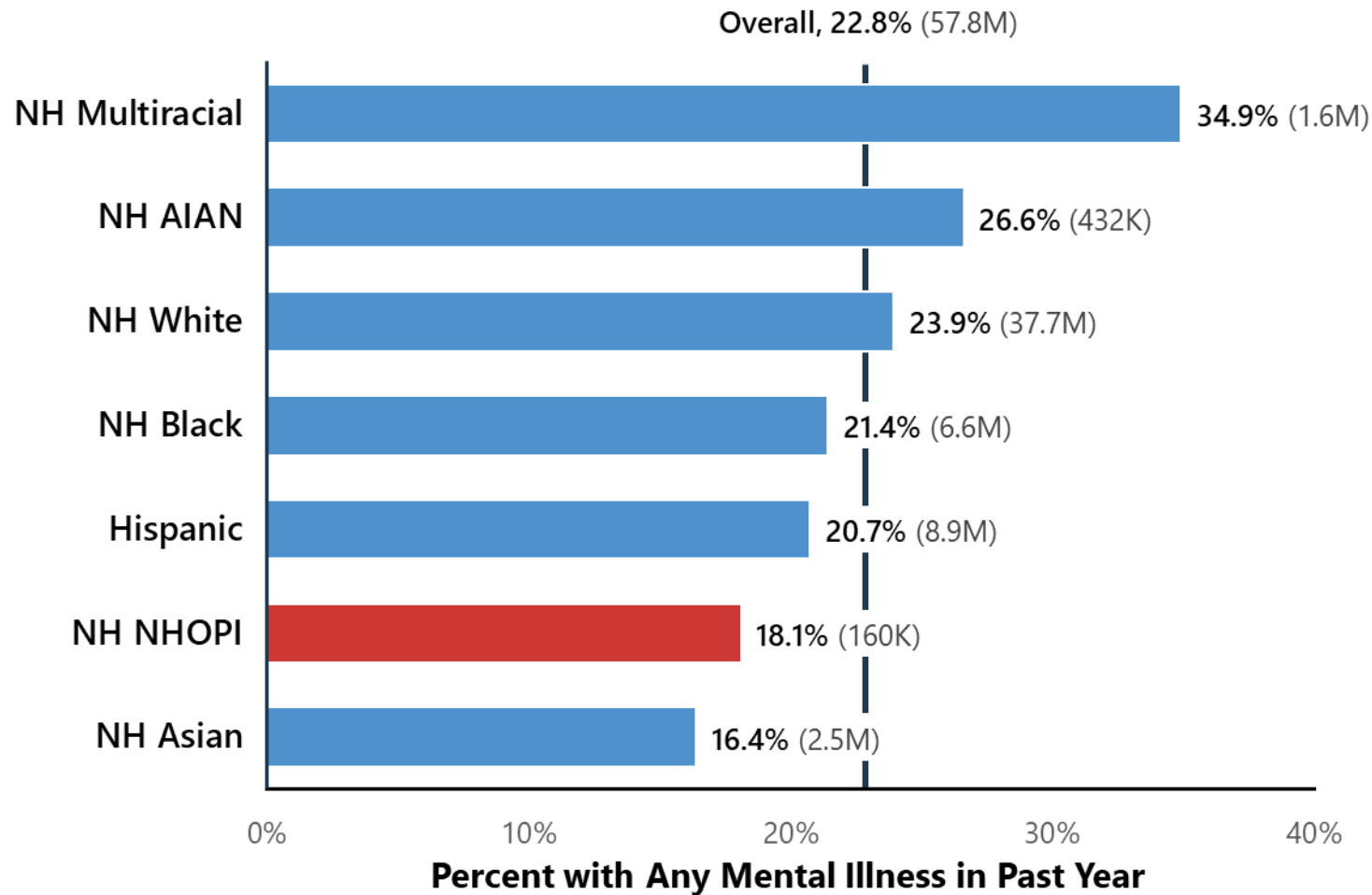
Any or Serious Mental Illness: Among Adults Aged 18 or Older

Past Year Mental Illness: Among NHOPI Adults Aged 18 or Older



- **2 in 11** NHOPI adults had past year AMI
- **Less than 7% of** NHOPI adults had past year SMI

Any Mental Illness in the Past Year by Racial and Ethnic Groups: Among Adults Aged 18 or Older

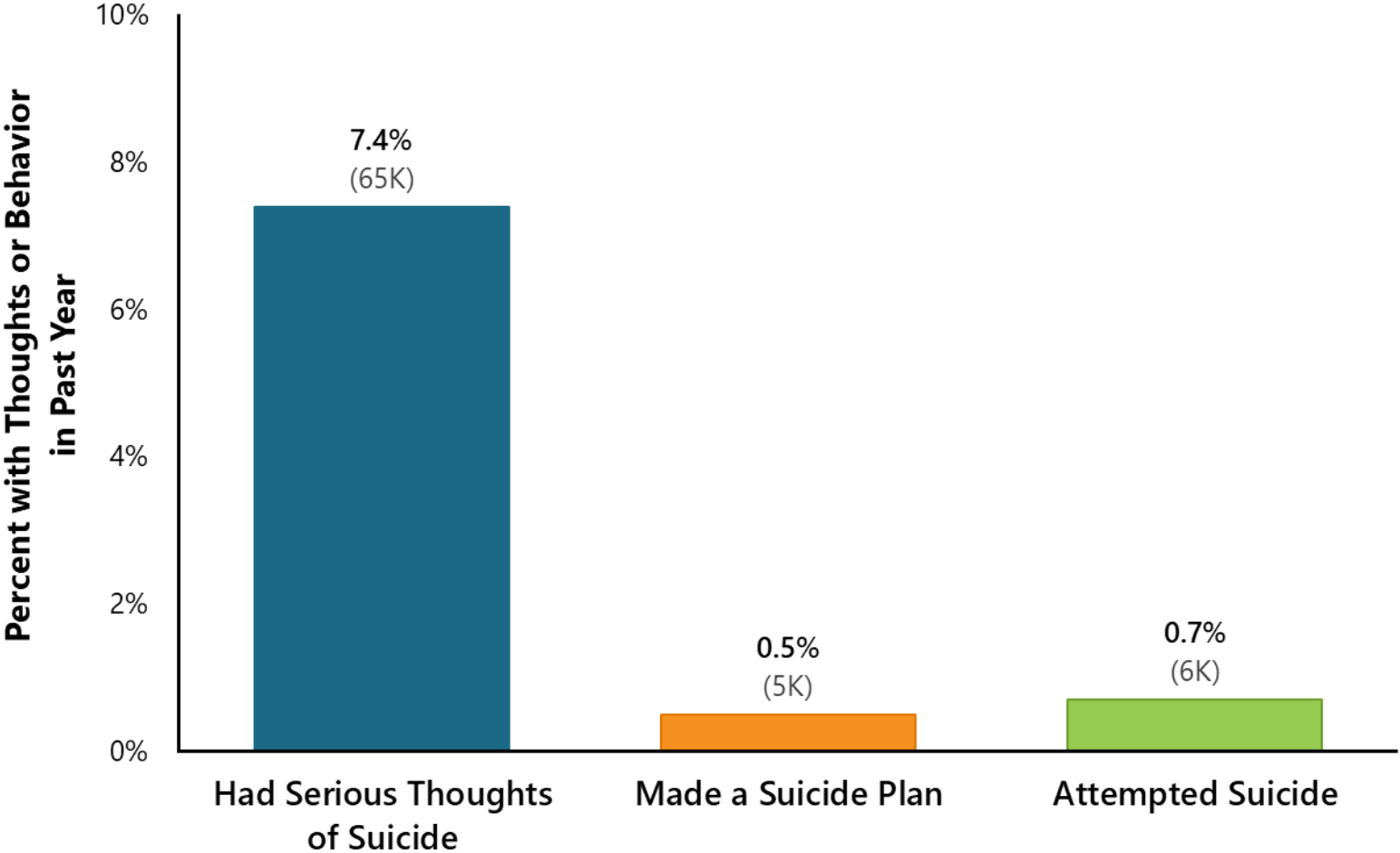


- **NHOPI** adults were **less likely** to have a mental illness than **Multiracial** adults

NH = Not Hispanic or Latino; AIAN = American Indian or Alaska Native; Black = Black or African American; Hispanic = Hispanic or Latino; NHOPI = Native Hawaiian or Other Pacific Islander.

Serious Thoughts of Suicide, Suicide Plans, and Suicide Attempts

Past Year Serious Thoughts of Suicide, Suicide Plans, or Suicide Attempts: Among NHOPI Adults Aged 18 or Older



Suicidality by Racial and Ethnic Groups: Among Adults Aged 18 or Older

- Few racial and ethnic differences were found for suicidality