

2020 National Survey on Drug Use and Health: Women

Substance Abuse and Mental Health Services Administration
U.S. Department of Health and Human Services

July 2022



SAMHSA
Substance Abuse and Mental Health
Services Administration

About This Presentation

- The estimates in these slides have been rounded for the purposes of presentation. Any appearance of estimates not summing exactly to a known total are due to this rounding.
- Some slides present the same analysis across multiple years. The underlying populations from which these estimates are derived change across years since the number of people in the United States changes across years. Thus, a change in proportions does not equal a constant change in the weighted count.

National Survey on Drug Use and Health (NSDUH)

- NSDUH is a comprehensive household interview survey of substance use, substance use disorders, mental health, and the receipt of treatment services for these disorders in the United States.
- NSDUH covers the civilian, noninstitutionalized population, aged 12 or older:
 - Includes: Households, college dorms, homeless in shelters, civilians on military bases
- Sample includes all 50 states and DC

Who is Not Covered by NSDUH?

- Children under age 12
- Populations with potential serious mental health/substance use issues:
 - Institutionalized populations:
 - » Incarcerated
 - » Hospitalized
 - » Nursing homes
 - Homeless populations not in homeless shelters

How Do We Use NSDUH?

- Provides a window into the state of substance use and mental health issues in the United States
- Provides insights that can be studied in the context of data from other agencies to help in decision-making about what types of resources are needed and where resources should be directed
- Helps to guide policy in addressing:
 - Problematic substance use
 - Prevalence of mental illness
 - The intersection of substance use and mental health issues
 - State-level treatment and prevention needs by providing data at the state level

Changes to NSDUH in 2020

- Data typically collected from January to December; **collected in Q1 and Q4 only during 2020**
- Changed to multi-mode collection in Q4 of 2020: **web survey added**
- Change from DSM-IV to **DSM-5** impacted SUD estimates
- **New and expanded item content:** nicotine vaping, receipt of telehealth services, adolescent suicide, COVID-19 impacts
- Approximately 67,500 persons are interviewed annually; the final 2020 sample consisted of **36,284 completed interviews**

Mental Illness and Substance Use Disorders in America in the Past Year: Among Women Aged 18+

PAST YEAR, 2020 NSDUH, Women 18+

Among women with a substance use disorder:

4 IN 9 (43.4% or 7.4M) struggled with illicit drugs
7 IN 10 (71.1% or 12.2M) struggled with alcohol use
1 IN 7 (14.4% or 2.5M) struggled with illicit drugs and alcohol

Among women with a mental illness:

1 IN 4 (27.0% or 9.1M) had a serious mental illness

**13.2%
(17.2 MILLION)**
People aged 18
or older had a
substance use
disorder (SUD)

**7.3%
(9.5 MILLION)**
People 18 or older
had BOTH an SUD
and a mental
illness

**25.8%
(33.6 MILLION)**
People aged 18
or older had a
mental illness

In 2020, **31.5% (41.0M)** adult women had a mental illness and/or substance use disorder.

SAMHSA
Substance Abuse and Mental Health
Services Administration

7

ABOUT THIS PRESENTATION:

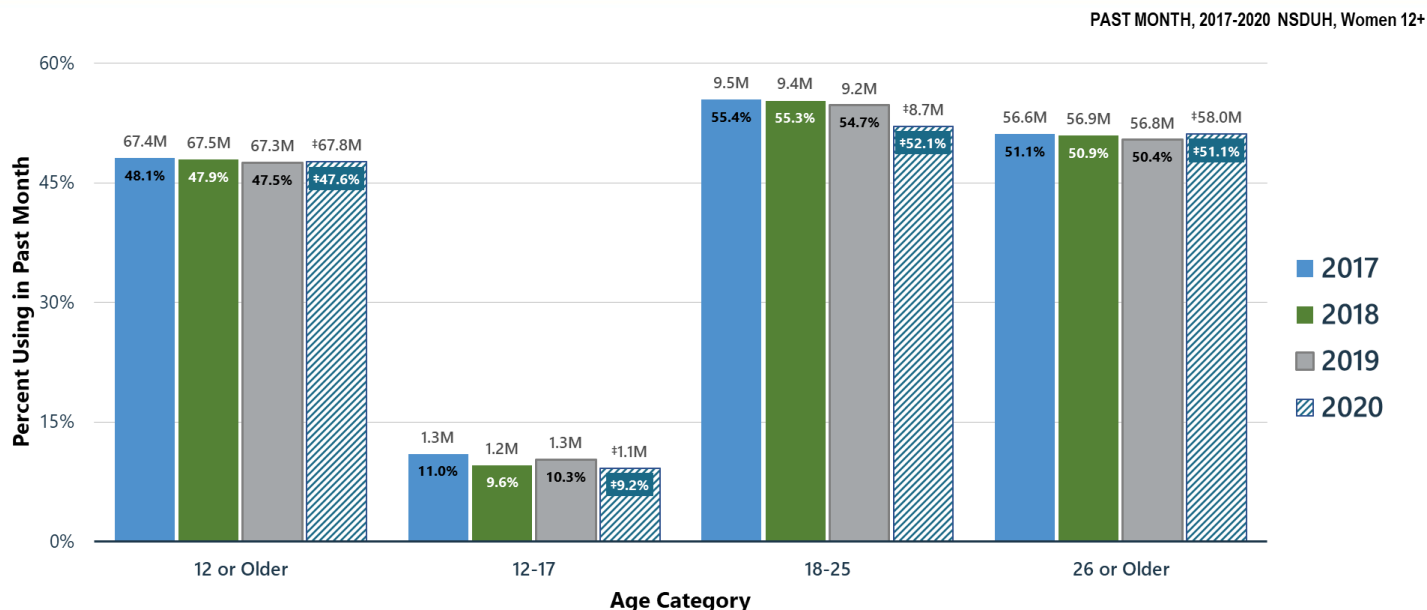
The estimates in these slides have been rounded for the purposes of presentation. Any appearance of estimates not summing exactly to a known total are due to this rounding.

Some slides present the same analysis across multiple years. The underlying populations from which these estimates are derived change across years since the number of people in the United States changes across years. Thus, a change in proportions does not equal a constant change in the weighted count.

TALKING POINTS:

- Millions of women struggle with substance use disorder and mental illness.
- Almost three quarters of women with SUD struggled with alcohol use.
- One in four women with mental illness experienced serious mental illness.
- 9.5 million women had both an SUD and mental illness.

Alcohol Use in Past Month: Among Women Aged 12+



* Estimates on the 2020 bars are italicized to indicate caution should be used when comparing estimates between 2020 and prior years because of methodological changes for 2020. Due to these changes, significance testing between 2020 and prior years was not performed. See the 2020 *National Survey on Drug Use and Health: Methodological Summary and Definitions* for details.

SAMHSA
Substance Abuse and Mental Health
Services Administration

8

ABOUT THIS PRESENTATION:

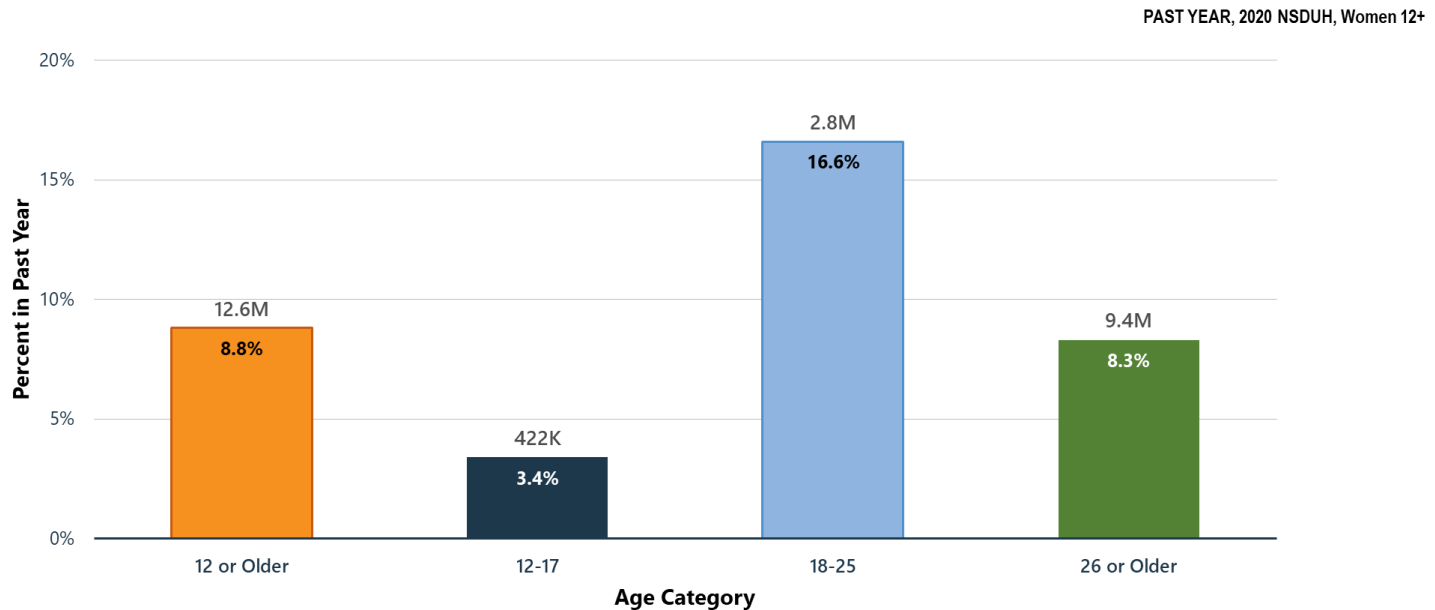
The estimates in these slides have been rounded for the purposes of presentation. Any appearance of estimates not summing exactly to a known total are due to this rounding.

Some slides present the same analysis across multiple years. The underlying populations from which these estimates are derived change across years since the number of people in the United States changes across years. Thus, a change in proportions does not equal a constant change in the weighted count.

TALKING POINTS:

- In 2020, nearly half of women aged 12 or older used alcohol during the past month.
- Women aged 18 to 25 and 26 or older had higher rates of alcohol use than youths aged 12 to 17.
- 2020 estimates were not directly compared to estimates from prior years due to methodological changes in 2020.

Alcohol Use Disorder in Past Year: Among Women Aged 12+



9

SAMHSA
Substance Abuse and Mental Health
Services Administration

ABOUT THIS PRESENTATION:

The estimates in these slides have been rounded for the purposes of presentation. Any appearance of estimates not summing exactly to a known total are due to this rounding.

Some slides present the same analysis across multiple years. The underlying populations from which these estimates are derived change across years since the number of people in the United States changes across years. Thus, a change in proportions does not equal a constant change in the weighted count.

TALKING POINTS:

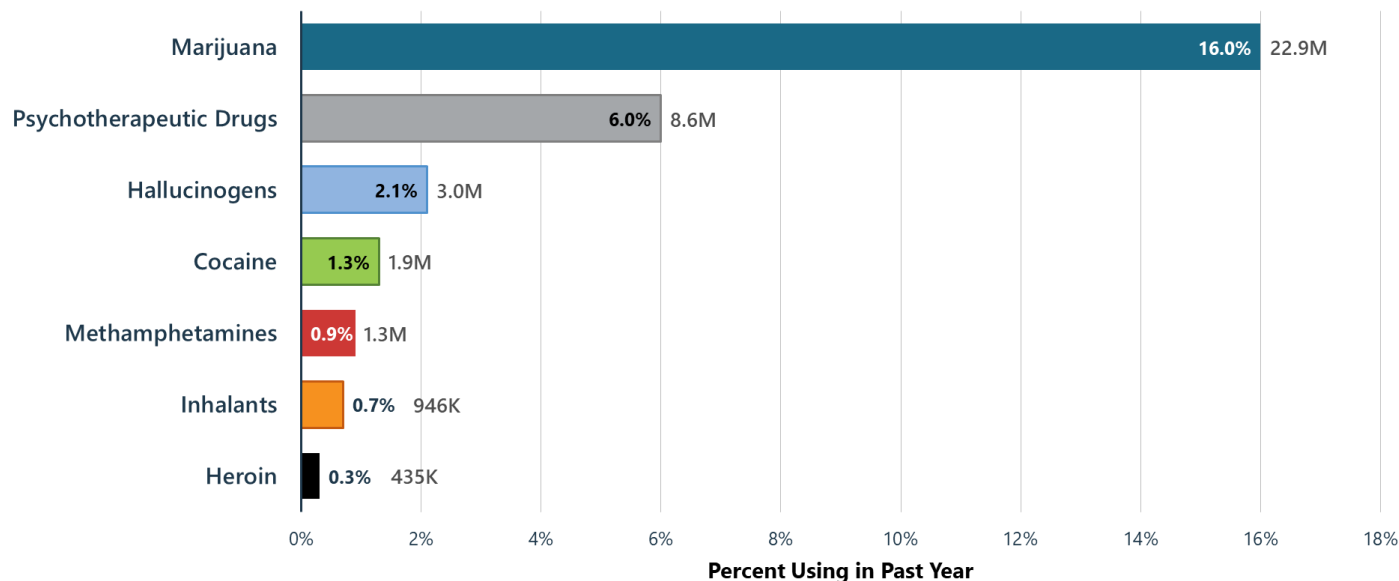
- In 2020, the percentage of women who had past year alcohol use disorder was highest among young adults aged 18 to 25.
- In NSDUH, alcohol use disorder is measured using questions based on the diagnostic criteria specified in the *Diagnostic and Statistical Manual of Mental Disorders*, also known as DSM. Starting in 2020, NSDUH used the criteria specified in DSM-5, which was published in 2013.

Summary: Alcohol Use in 2020

- **Among women aged 12 to 17 in 2020:**
 - 9.2 percent (or 1.1 million people) used alcohol in the past month
 - 3.4 percent (or 422,000 people) had an alcohol use disorder
- **Among women aged 18 to 25 in 2020:**
 - 52.1 percent (or 8.7 million people) used alcohol in the past month
 - 16.6 percent (or 2.8 million people) had an alcohol use disorder
- **Among women aged 26 or older in 2020:**
 - 51.1 percent (or 58.0 million people) used alcohol in the past month
 - 8.3 percent (or 9.4 million people) had an alcohol use disorder

Illicit Drug Use in Past Year: Among Women Aged 12+

PAST YEAR, 2020 NSDUH, Women 12+



11

SAMHSA
Substance Abuse and Mental Health
Services Administration

ABOUT THIS PRESENTATION:

The estimates in these slides have been rounded for the purposes of presentation. Any appearance of estimates not summing exactly to a known total are due to this rounding.

Some slides present the same analysis across multiple years. The underlying populations from which these estimates are derived change across years since the number of people in the United States changes across years. Thus, a change in proportions does not equal a constant change in the weighted count.

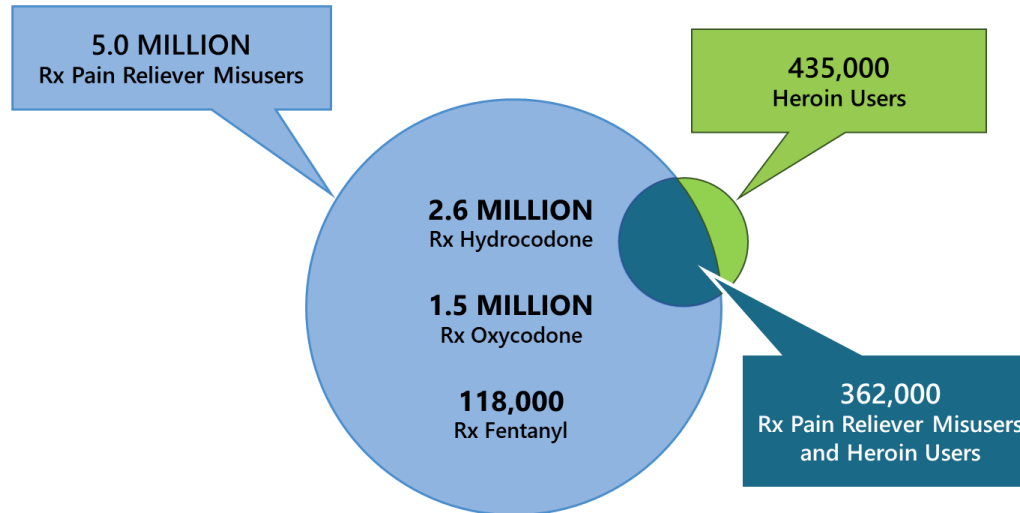
TALKING POINTS:

- The 2020 NSDUH defines illicit drug use as the use of marijuana, cocaine (including crack), heroin, hallucinogens, inhalants, and methamphetamine, as well as the **misuse** of prescription stimulants, tranquilizers, sedatives, and pain relievers.
- In NSDUH, **misuse of prescription drugs** was defined as use in any way not directed by a doctor, including use without a prescription of one's own; use in greater amounts, more often, or longer than told to take a drug; or use in any other way not directed by a doctor.
- The most commonly used illicit drug in the past year was marijuana followed by the misuse of psychotherapeutic drugs (prescription stimulants, tranquilizers, sedatives, and pain relievers).

Prescription Pain Reliever Misuse and Heroin Use in Past Year: Among Women Aged 12+

PAST YEAR, 2020 NSDUH, Women 12+

5.1 MILLION WOMEN WITH OPIOID MISUSE (3.6% OF TOTAL POPULATION)



Rx = prescription.
Opioid misuse is defined as heroin use or prescription pain reliever misuse.

SAMHSA
Substance Abuse and Mental Health
Services Administration

12

ABOUT THIS PRESENTATION:

The estimates in these slides have been rounded for the purposes of presentation. Any appearance of estimates not summing exactly to a known total are due to this rounding.

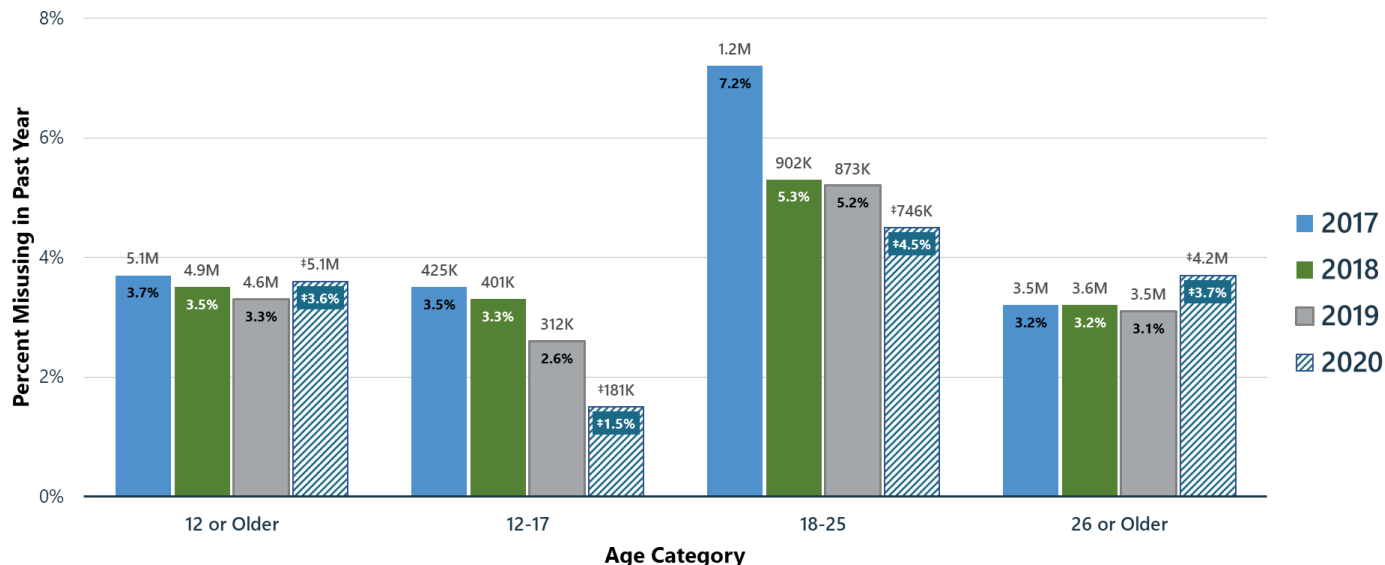
Some slides present the same analysis across multiple years. The underlying populations from which these estimates are derived change across years since the number of people in the United States changes across years. Thus, a change in proportions does not equal a constant change in the weighted count.

TALKING POINTS:

- Of those who misused opioids, the vast majority were misusers of prescription pain relievers.
- Of those who used heroin, less than 1 in 5 used heroin alone.
- Opioids are a group of chemically similar drugs that include heroin and prescription opioids, such as hydrocodone (e.g., Vicodin®), oxycodone (e.g., OxyContin®), and morphine.
- Prescription pain reliever misuse and heroin use fall under the umbrella of opioid misuse.

Opioid Misuse in Past Year: Among Women Aged 12+

PAST YEAR, 2017-2020 NSDUH, Women 12+



* Estimates on the 2020 bars are italicized to indicate caution should be used when comparing estimates between 2020 and prior years because of methodological changes for 2020. Due to these changes, significance testing between 2020 and prior years was not performed. See the 2020 National Survey on Drug Use and Health: Methodological Summary and Definitions for details.

SAMHSA
Substance Abuse and Mental Health
Services Administration

13

ABOUT THIS PRESENTATION:

The estimates in these slides have been rounded for the purposes of presentation. Any appearance of estimates not summing exactly to a known total are due to this rounding.

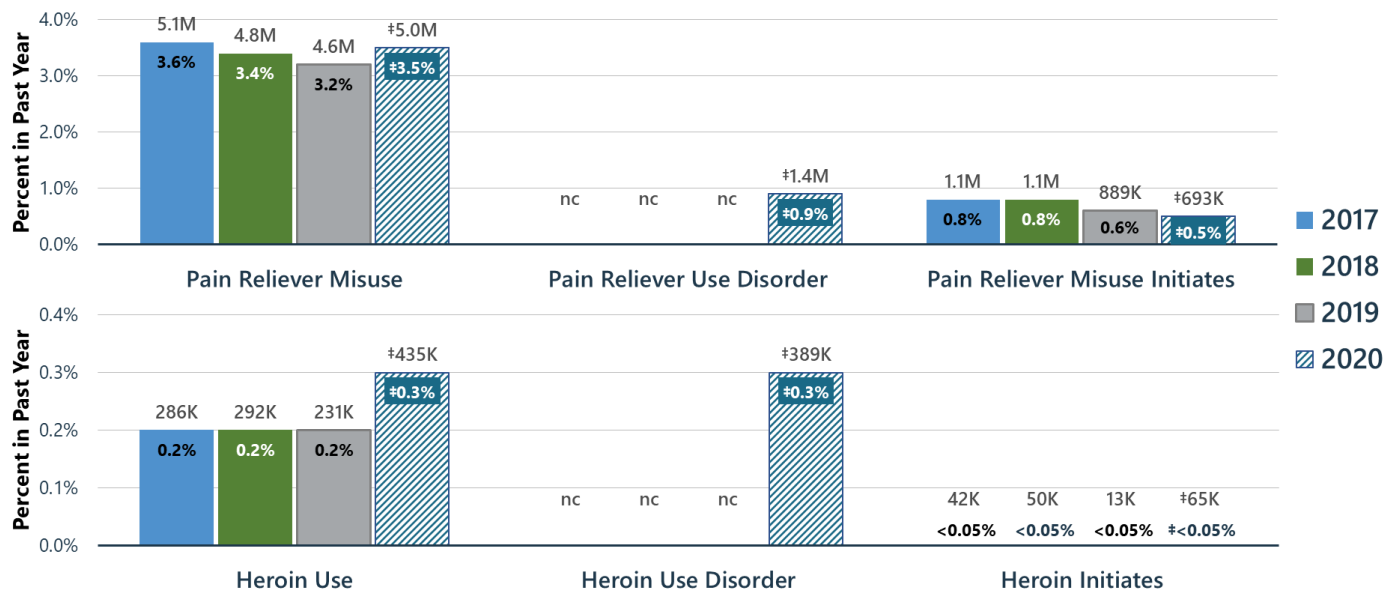
Some slides present the same analysis across multiple years. The underlying populations from which these estimates are derived change across years since the number of people in the United States changes across years. Thus, a change in proportions does not equal a constant change in the weighted count.

TALKING POINTS:

- In 2020, young adult women aged 18 to 25 and women aged 26 or older had higher percentages of opioid misuse in the past year than youths aged 12 to 17.

Prescription Pain Reliever Misuse and Heroin Use in Past Year: Among Women Aged 12+

PAST YEAR, 2017-2020 NSDUH, Women 12+



nc = Not comparable.

† Estimates on the 2020 bars are italicized to indicate caution should be used when comparing estimates between 2020 and prior years because of methodological changes for 2020. Due to these changes, significance testing between 2020 and prior years was not performed. See the 2020 National Survey on Drug Use and Health: Methodological Summary and Definitions for details.

SAMHSA
Substance Abuse and Mental Health
Services Administration

14

ABOUT THIS PRESENTATION:

The estimates in these slides have been rounded for the purposes of presentation. Any appearance of estimates not summing exactly to a known total are due to this rounding.

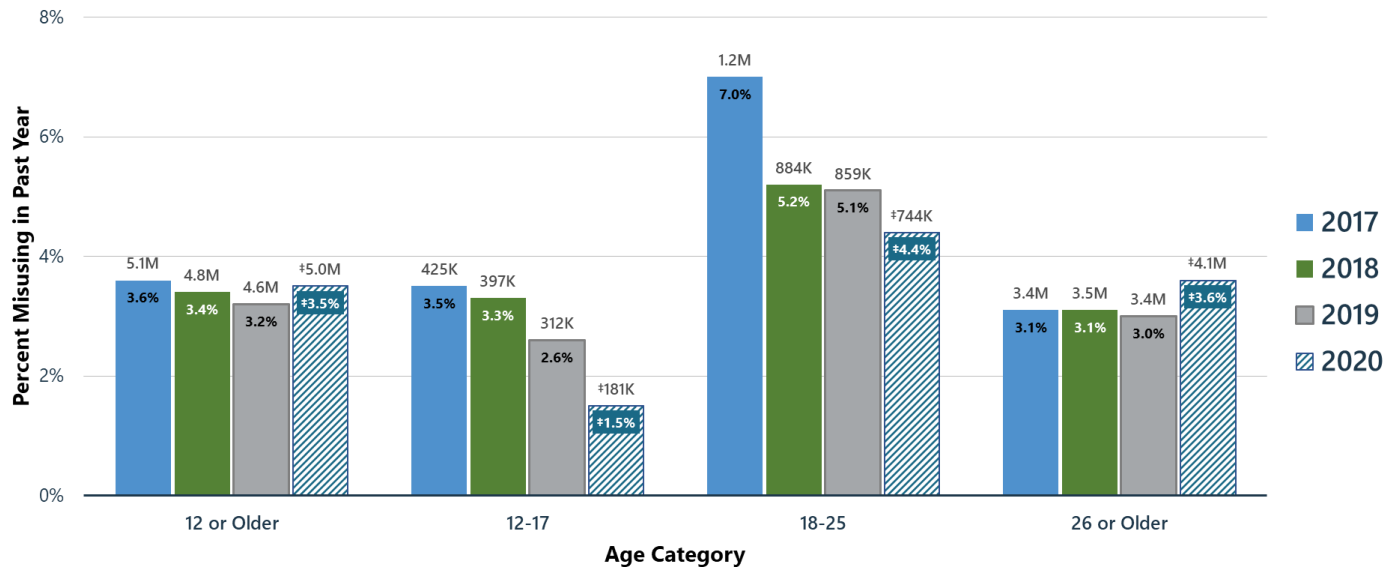
Some slides present the same analysis across multiple years. The underlying populations from which these estimates are derived change across years since the number of people in the United States changes across years. Thus, a change in proportions does not equal a constant change in the weighted count.

TALKING POINTS:

- Misuse of prescription pain relievers is much more common than heroin use.
- Likewise, pain reliever use disorder is more common than heroin use disorder.

Prescription Pain Reliever Misuse in Past Year: Among Women Aged 12+

PAST YEAR, 2017-2020 NSDUH, Women 12+



* Estimates on the 2020 bars are italicized to indicate caution should be used when comparing estimates between 2020 and prior years because of methodological changes for 2020. Due to these changes, significance testing between 2020 and prior years was not performed. See the 2020 National Survey on Drug Use and Health: Methodological Summary and Definitions for details.

SAMHSA
Substance Abuse and Mental Health
Services Administration

15

ABOUT THIS PRESENTATION:

The estimates in these slides have been rounded for the purposes of presentation. Any appearance of estimates not summing exactly to a known total are due to this rounding.

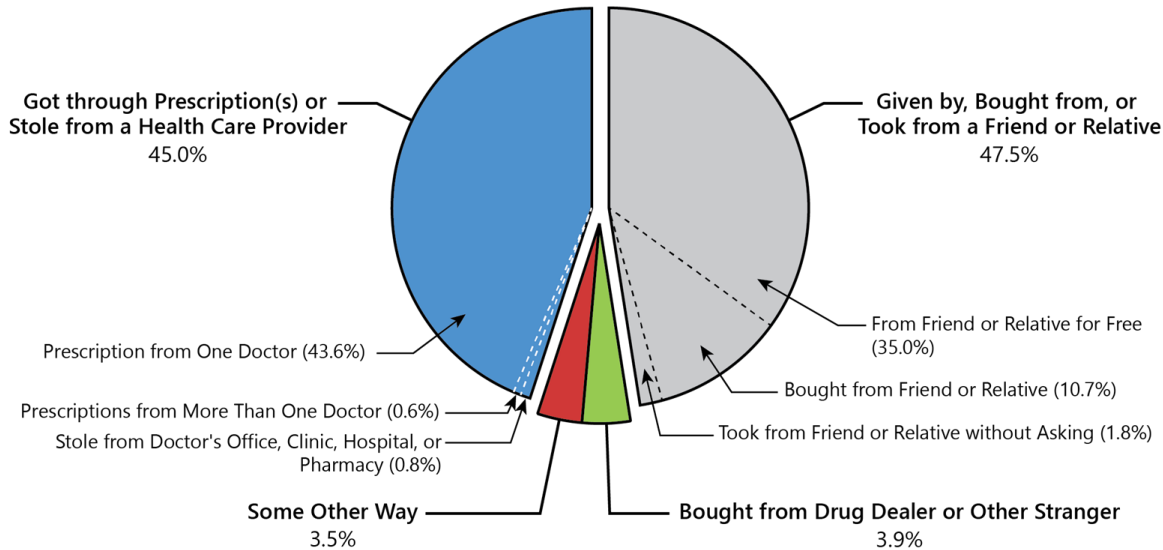
Some slides present the same analysis across multiple years. The underlying populations from which these estimates are derived change across years since the number of people in the United States changes across years. Thus, a change in proportions does not equal a constant change in the weighted count.

TALKING POINTS:

- In 2020, young adult women aged 18 to 25 and women aged 26 or older had higher percentages of prescription pain reliever misuse in the past year than youths aged 12 to 17.

Sources Where Pain Relievers Were Obtained for Most Recent Misuse in Past Year: Among Women Aged 12+ Who Misused Prescription Pain Relievers in Past Year

PAST YEAR, 2020 NSDUH, Women 12+



5.0 Million Women Aged 12 or Older Who Misused Pain Relievers in the Past Year

SAMHSA
Substance Abuse and Mental Health
Services Administration

16

ABOUT THIS PRESENTATION:

The estimates in these slides have been rounded for the purposes of presentation. Any appearance of estimates not summing exactly to a known total are due to this rounding.

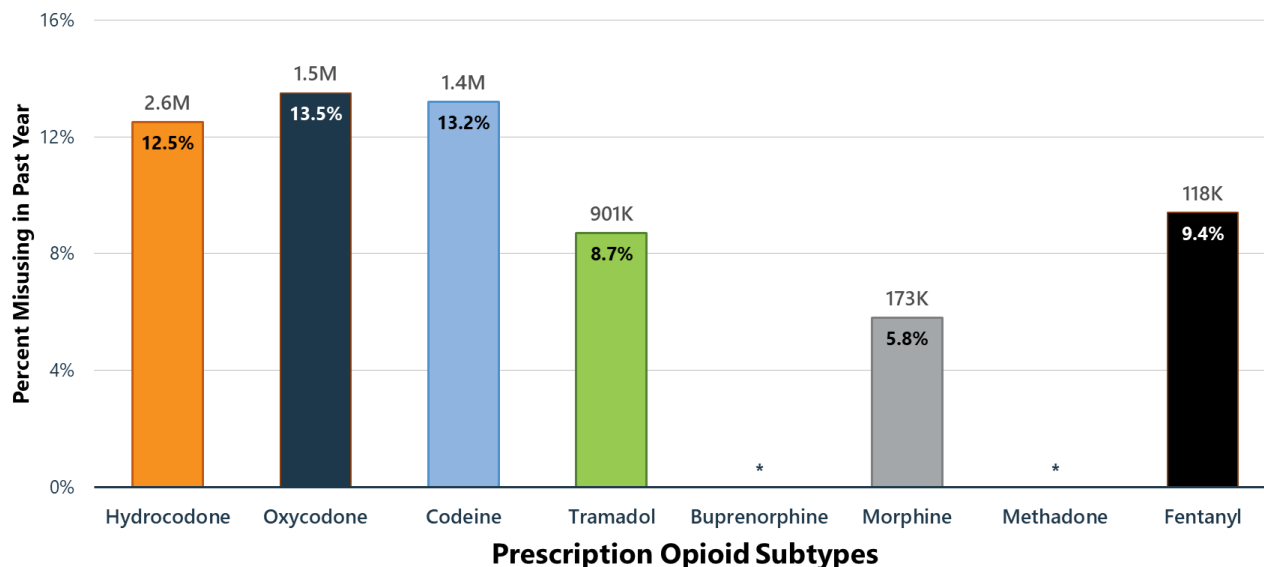
Some slides present the same analysis across multiple years. The underlying populations from which these estimates are derived change across years since the number of people in the United States changes across years. Thus, a change in proportions does not equal a constant change in the weighted count.

TALKING POINTS:

- The most common source for the last pain reliever misused was from a friend or relative in some way (i.e., being given them, buying them, or taking them without asking).
- Nearly half of women who misused prescription pain relievers obtained the pain relievers through prescription(s) or stole pain relievers from a health care provider.

Misuse of Prescription Opioid Subtypes in Past Year: Among Women Aged 12+ Who Had Any Use of the Prescription Opioid

PAST YEAR, 2020 NSDUH, Women 12+ SUBTYPE USERS



* Estimate not shown due to low precision.

SAMHSA
Substance Abuse and Mental Health
Services Administration

17

ABOUT THIS PRESENTATION:

The estimates in these slides have been rounded for the purposes of presentation. Any appearance of estimates not summing exactly to a known total are due to this rounding.

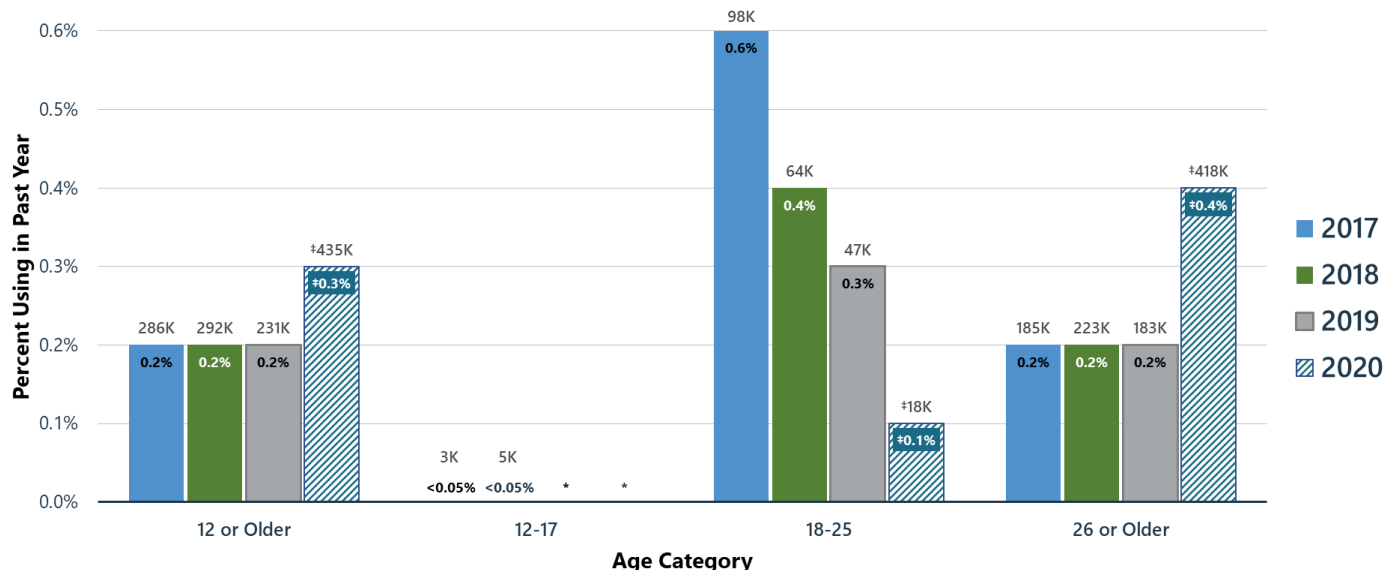
Some slides present the same analysis across multiple years. The underlying populations from which these estimates are derived change across years since the number of people in the United States changes across years. Thus, a change in proportions does not equal a constant change in the weighted count.

TALKING POINTS:

- Women aged 12 or older who used hydrocodone, oxycodone, or codeine products during the past year had higher rates of past year misuse of the drug than women who used morphine or fentanyl.

Heroin Use in Past Year: Among Women Aged 12+

PAST YEAR, 2017-2020 NSDUH, Women 12+



* Estimate not shown due to low precision.

† Estimates on the 2020 bars are italicized to indicate caution should be used when comparing estimates between 2020 and prior years because of methodological changes for 2020. Due to these changes, significance testing between 2020 and prior years was not performed. See the 2020 *National Survey on Drug Use and Health: Methodological Summary and Definitions* for details.

SAMHSA
Substance Abuse and Mental Health
Services Administration

18

ABOUT THIS PRESENTATION:

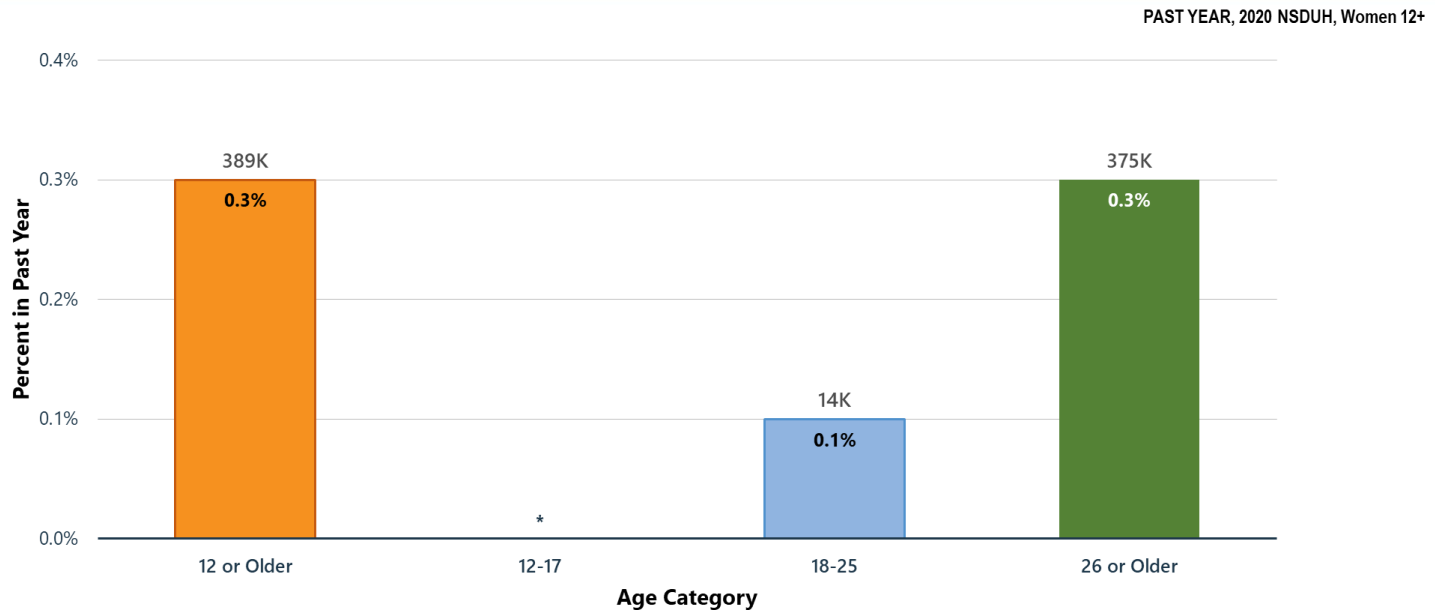
The estimates in these slides have been rounded for the purposes of presentation. Any appearance of estimates not summing exactly to a known total are due to this rounding.

Some slides present the same analysis across multiple years. The underlying populations from which these estimates are derived change across years since the number of people in the United States changes across years. Thus, a change in proportions does not equal a constant change in the weighted count.

TALKING POINTS:

- In 2020, women aged 26 or older had the highest percentage of heroin use in the past year compared with other age groups.
- Estimates for youths aged 12 to 17 could not be calculated with sufficient precision.

Heroin Use Disorder in Past Year: Among Women Aged 12+



* Estimate not shown due to low precision.

SAMHSA
Substance Abuse and Mental Health
Services Administration

19

ABOUT THIS PRESENTATION:

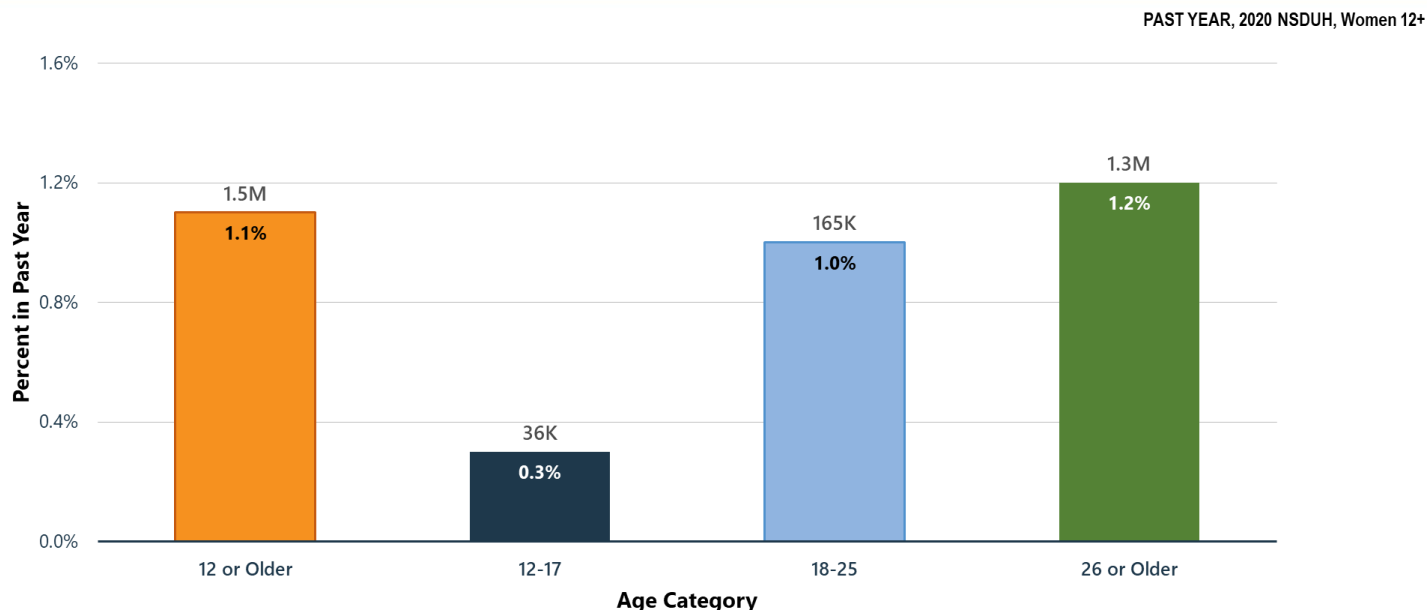
The estimates in these slides have been rounded for the purposes of presentation. Any appearance of estimates not summing exactly to a known total are due to this rounding.

Some slides present the same analysis across multiple years. The underlying populations from which these estimates are derived change across years since the number of people in the United States changes across years. Thus, a change in proportions does not equal a constant change in the weighted count.

TALKING POINTS:

- In 2020, women aged 26 or older had the highest percentage of heroin use disorder in the past year.
- Estimates for youths aged 12 to 17 could not be calculated with sufficient precision.

Opioid Use Disorder in Past Year: Among Women Aged 12+



20

SAMHSA
Substance Abuse and Mental Health
Services Administration

ABOUT THIS PRESENTATION:

The estimates in these slides have been rounded for the purposes of presentation. Any appearance of estimates not summing exactly to a known total are due to this rounding.

Some slides present the same analysis across multiple years. The underlying populations from which these estimates are derived change across years since the number of people in the United States changes across years. Thus, a change in proportions does not equal a constant change in the weighted count.

TALKING POINTS:

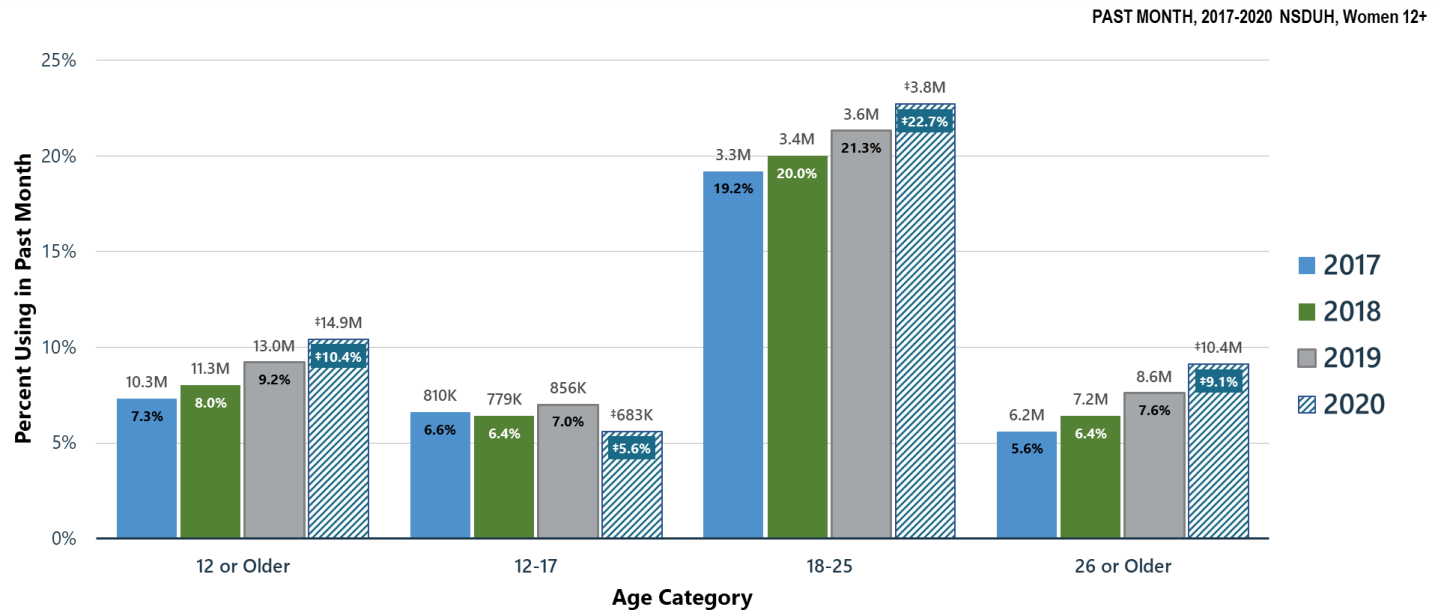
- Respondents were classified as having an opioid use disorder if they met DSM-5 criteria for heroin use disorder or prescription pain reliever use disorder, or both.
- In 2020, young adult women aged 18 to 25 and women aged 26 or older had higher percentages of opioid use disorder in the past year than youths aged 12 to 17.

Summary: Opioid Misuse in 2020

- Opioid misuse is primarily driven by prescription pain reliever misuse.
- Most prescription pain relievers that are misused are obtained from a prescription to the misuser or given to the misuser for free by a friend or relative.
- **Among women aged 12 to 17 in 2020:**
 - 1.5 percent (or 181,000 people) misused opioids in the past year
 - 0.3 percent (or 36,000 people) had an opioid use disorder
- **Among women aged 18 to 25 in 2020:**
 - 4.5 percent (or 746,000 people) misused opioids in the past year
 - 1.0 percent (or 165,000 people) had an opioid use disorder
- **Among women aged 26 or older in 2020:**
 - 3.7 percent (or 4.2 million people) misused opioids in the past year
 - 1.2 percent (or 1.3 million people) had an opioid use disorder

Other Illicit Substances

Marijuana Use in Past Month: Among Women Aged 12+



* Estimates on the 2020 bars are italicized to indicate caution should be used when comparing estimates between 2020 and prior years because of methodological changes for 2020. Due to these changes, significance testing between 2020 and prior years was not performed. See the 2020 National Survey on Drug Use and Health: Methodological Summary and Definitions for details.



23

ABOUT THIS PRESENTATION:

The estimates in these slides have been rounded for the purposes of presentation. Any appearance of estimates not summing exactly to a known total are due to this rounding.

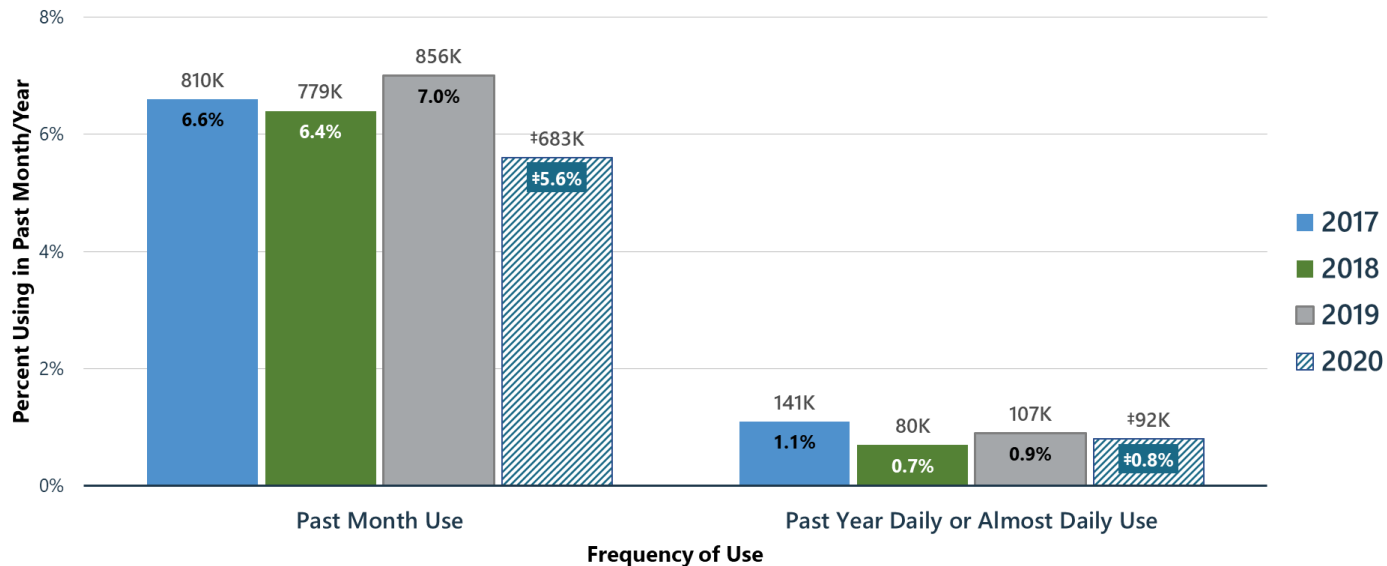
Some slides present the same analysis across multiple years. The underlying populations from which these estimates are derived change across years since the number of people in the United States changes across years. Thus, a change in proportions does not equal a constant change in the weighted count.

TALKING POINTS:

- In 2020, marijuana was the most commonly used illicit drug.
- The percentage of past month marijuana use was highest among young adult women aged 18 to 25, followed by women aged 26 or older, then by youths aged 12 to 17.

Frequency of Marijuana Use: Among Female Youths Aged 12-17

PAST MONTH/YEAR, 2017-2020 NSDUH, Women 12-17



* Estimates on the 2020 bars are italicized to indicate caution should be used when comparing estimates between 2020 and prior years because of methodological changes for 2020. Due to these changes, significance testing between 2020 and prior years was not performed. See the 2020 National Survey on Drug Use and Health: Methodological Summary and Definitions for details.

SAMHSA
Substance Abuse and Mental Health
Services Administration

24

ABOUT THIS PRESENTATION:

The estimates in these slides have been rounded for the purposes of presentation. Any appearance of estimates not summing exactly to a known total are due to this rounding.

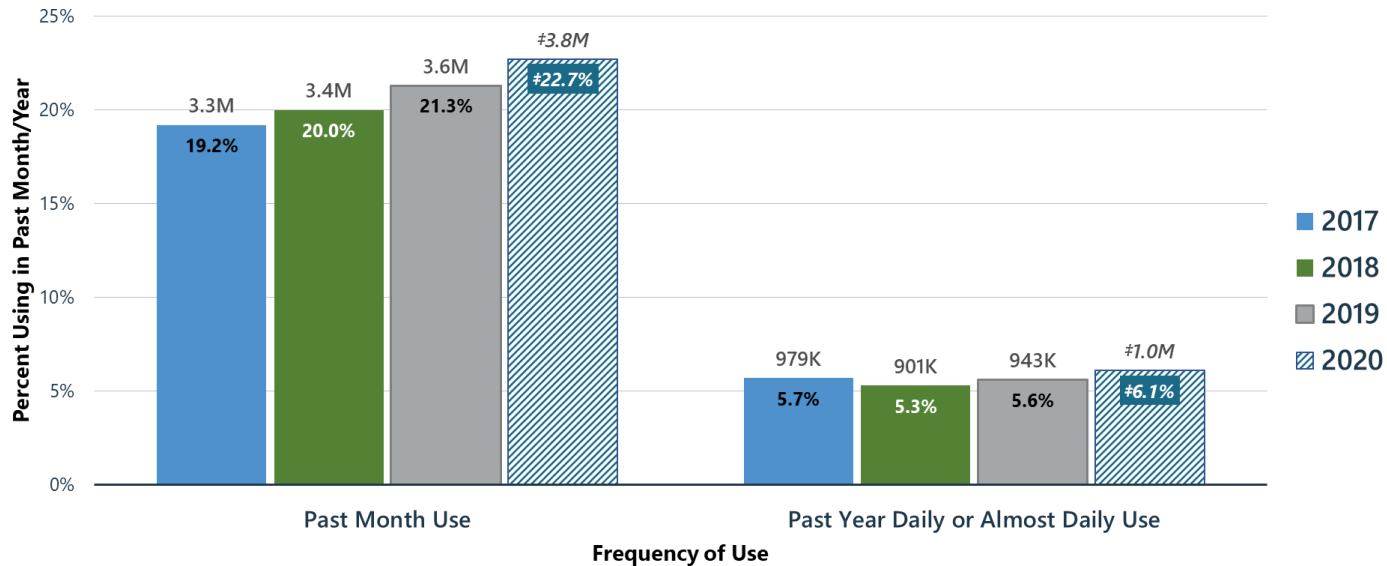
Some slides present the same analysis across multiple years. The underlying populations from which these estimates are derived change across years since the number of people in the United States changes across years. Thus, a change in proportions does not equal a constant change in the weighted count.

TALKING POINTS:

- In 2020, less than 1 percent of female youths aged 12 to 17 used marijuana daily or almost daily in the past year.

Frequency of Marijuana Use: Among Young Adult Women Aged 18-25

PAST MONTH/YEAR, 2017-2020 NSDUH, Women 18-25



* Estimates on the 2020 bars are italicized to indicate caution should be used when comparing estimates between 2020 and prior years because of methodological changes for 2020. Due to these changes, significance testing between 2020 and prior years was not performed. See the *2020 National Survey on Drug Use and Health: Methodological Summary and Definitions* for details.

SAMHSA
Substance Abuse and Mental Health
Services Administration

25

ABOUT THIS PRESENTATION:

The estimates in these slides have been rounded for the purposes of presentation. Any appearance of estimates not summing exactly to a known total are due to this rounding.

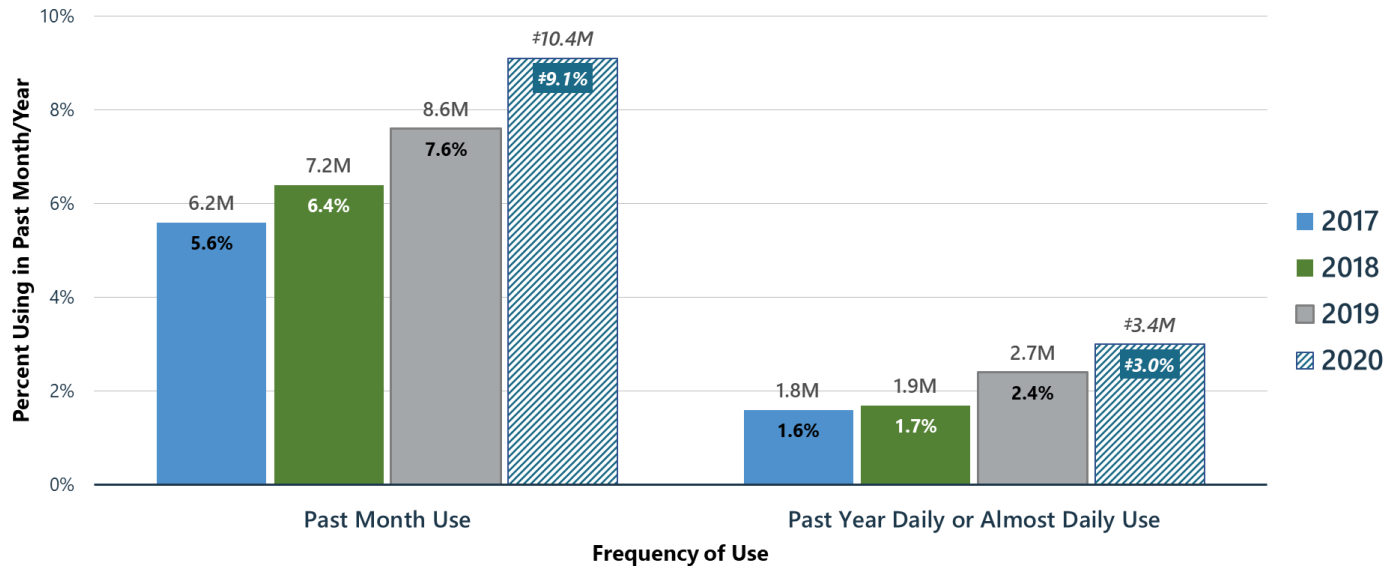
Some slides present the same analysis across multiple years. The underlying populations from which these estimates are derived change across years since the number of people in the United States changes across years. Thus, a change in proportions does not equal a constant change in the weighted count.

TALKING POINTS:

- In 2020, young adult women aged 18 to 25 had the highest percentage of past year daily or almost daily marijuana use compared with other age groups.

Frequency of Marijuana Use: Among Women Aged 26+

PAST MONTH/YEAR, 2017-2020 NSDUH, Women 26+



* Estimates on the 2020 bars are italicized to indicate caution should be used when comparing estimates between 2020 and prior years because of methodological changes for 2020. Due to these changes, significance testing between 2020 and prior years was not performed. See the *2020 National Survey on Drug Use and Health: Methodological Summary and Definitions* for details.

SAMHSA
Substance Abuse and Mental Health
Services Administration

26

ABOUT THIS PRESENTATION:

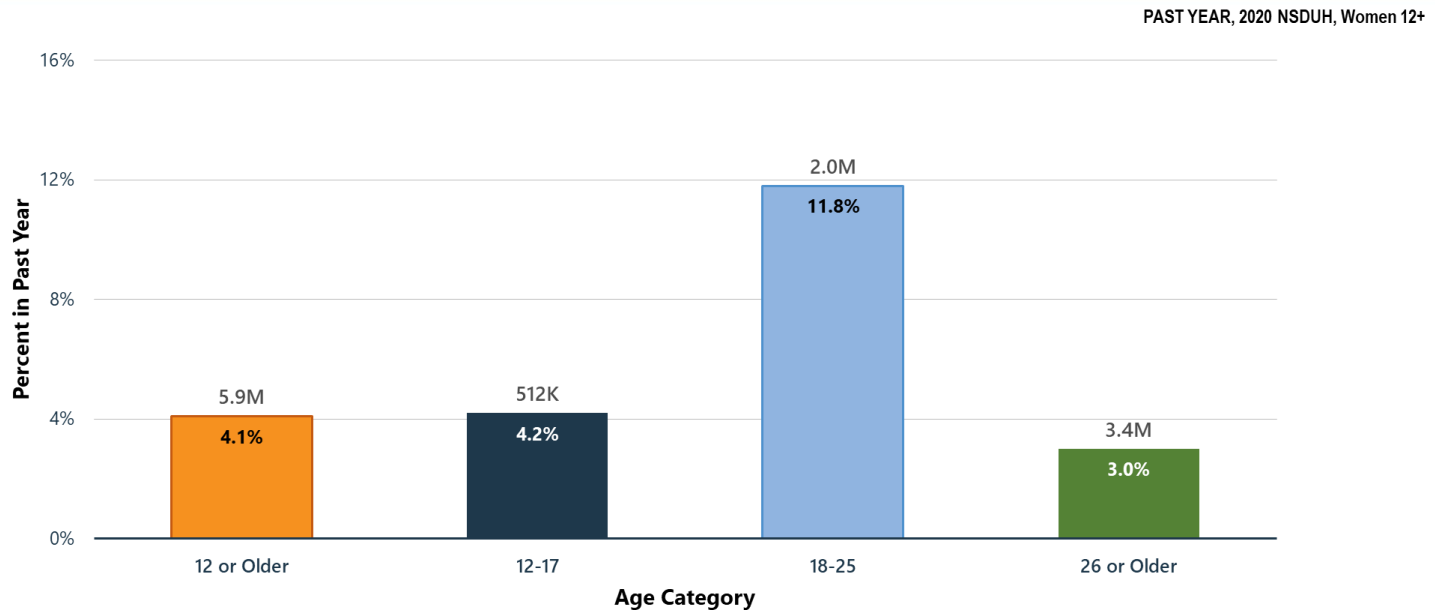
The estimates in these slides have been rounded for the purposes of presentation. Any appearance of estimates not summing exactly to a known total are due to this rounding.

Some slides present the same analysis across multiple years. The underlying populations from which these estimates are derived change across years since the number of people in the United States changes across years. Thus, a change in proportions does not equal a constant change in the weighted count.

TALKING POINTS:

- In 2020, women aged 26 or older had a lower percentage of past month marijuana use and past year daily or almost daily marijuana use than young adult women aged 18 to 25.

Marijuana Use Disorder in Past Year: Among Women Aged 12+



27

SAMHSA
Substance Abuse and Mental Health
Services Administration

ABOUT THIS PRESENTATION:

The estimates in these slides have been rounded for the purposes of presentation. Any appearance of estimates not summing exactly to a known total are due to this rounding.

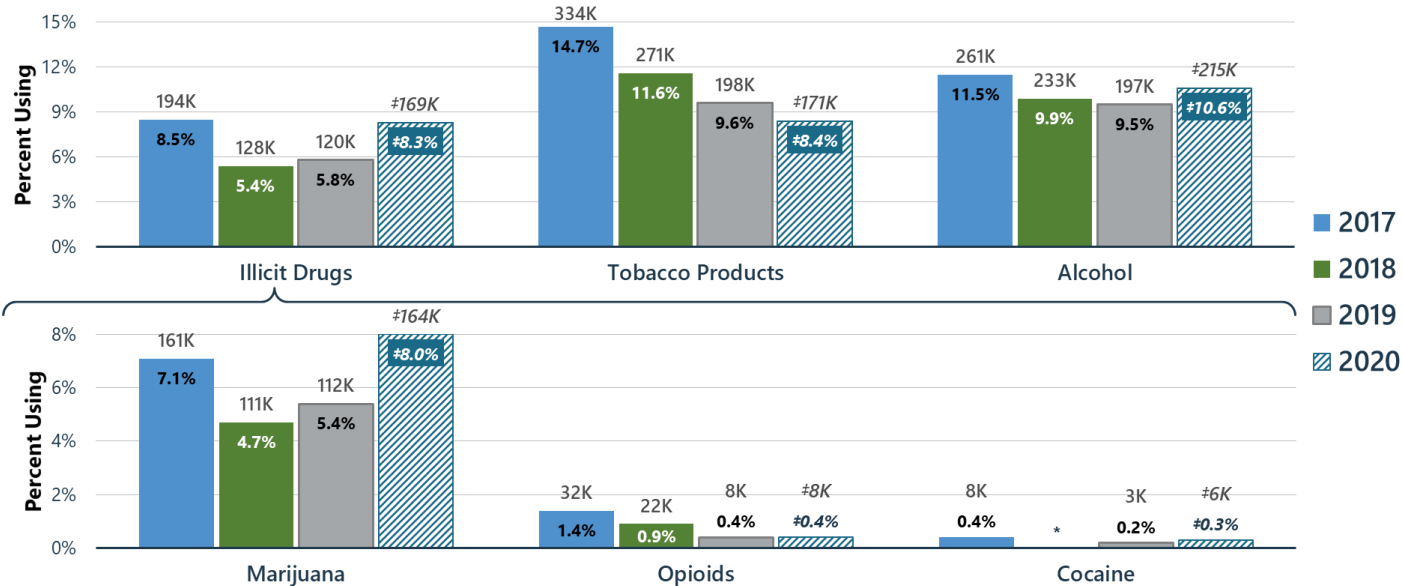
Some slides present the same analysis across multiple years. The underlying populations from which these estimates are derived change across years since the number of people in the United States changes across years. Thus, a change in proportions does not equal a constant change in the weighted count.

TALKING POINTS:

- Young adult women aged 18 to 25 had the highest percentage of marijuana use disorder in the past year when compared to youths aged 12 to 17 and women aged 26 or older.
- The higher percentage of young adult women with a marijuana use disorder was consistent with the higher percentage among this age group for marijuana use in the past month.

Substance Use in Past Month: Among Pregnant Women Aged 15-44

PAST MONTH, 2017-2020 NSDUH, PREGNANT WOMEN 15-44



* Estimate not shown due to low precision.

Tobacco products are defined as cigarettes, smokeless tobacco, cigars, and pipe tobacco.

† Estimates on the 2020 bars are italicized to indicate caution should be used when comparing estimates between 2020 and prior years because of methodological changes for 2020. Due to these changes, significance testing between 2020 and prior years was not performed. See the 2020 National Survey on Drug Use and Health: Methodological Summary and Definitions for details.

SAMHSA
Substance Abuse and Mental Health
Services Administration

28

ABOUT THIS PRESENTATION:

The estimates in these slides have been rounded for the purposes of presentation. Any appearance of estimates not summing exactly to a known total are due to this rounding.

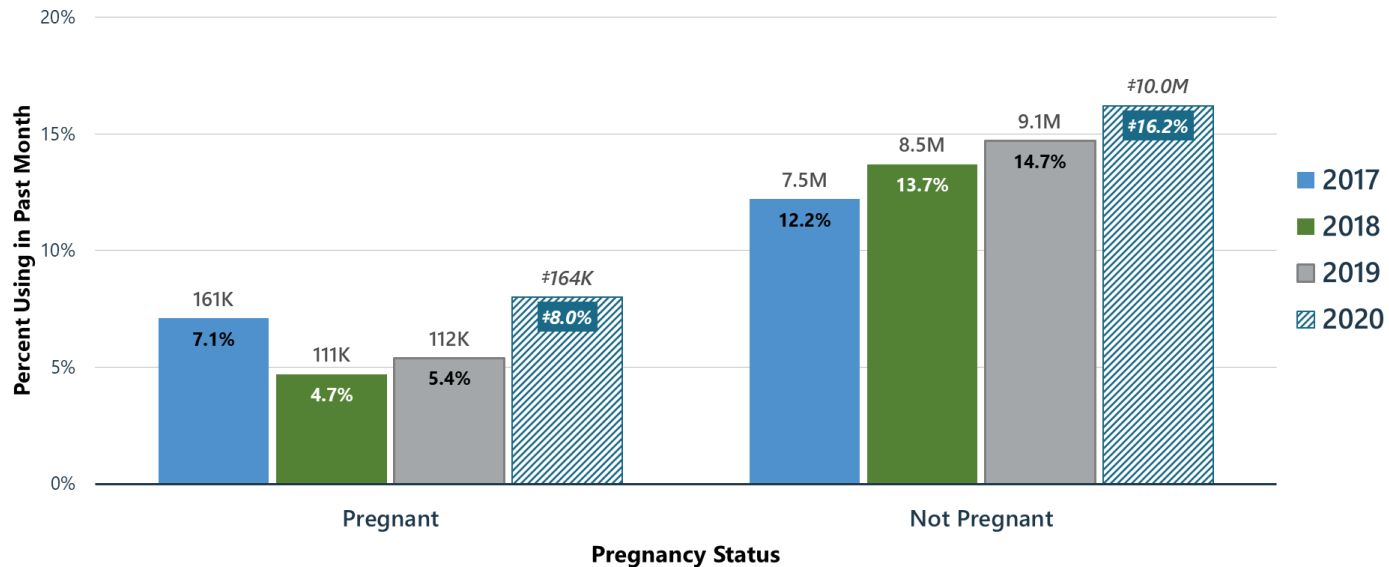
Some slides present the same analysis across multiple years. The underlying populations from which these estimates are derived change across years since the number of people in the United States changes across years. Thus, a change in proportions does not equal a constant change in the weighted count.

TALKING POINTS:

- In 2020, between 8 percent and 11 percent of pregnant women aged 15 to 44 used illicit drugs, tobacco products, or alcohol in the past month.
- The most commonly used illicit drug among pregnant women in this age group was marijuana.

Marijuana Use in Past Month: Among Women Aged 15-44; By Pregnancy Status

PAST MONTH, 2017-2020 NSDUH, WOMEN 15-44



* Estimates on the 2020 bars are italicized to indicate caution should be used when comparing estimates between 2020 and prior years because of methodological changes for 2020. Due to these changes, significance testing between 2020 and prior years was not performed. See the *2020 National Survey on Drug Use and Health: Methodological Summary and Definitions* for details.

SAMHSA
Substance Abuse and Mental Health
Services Administration

29

ABOUT THIS PRESENTATION:

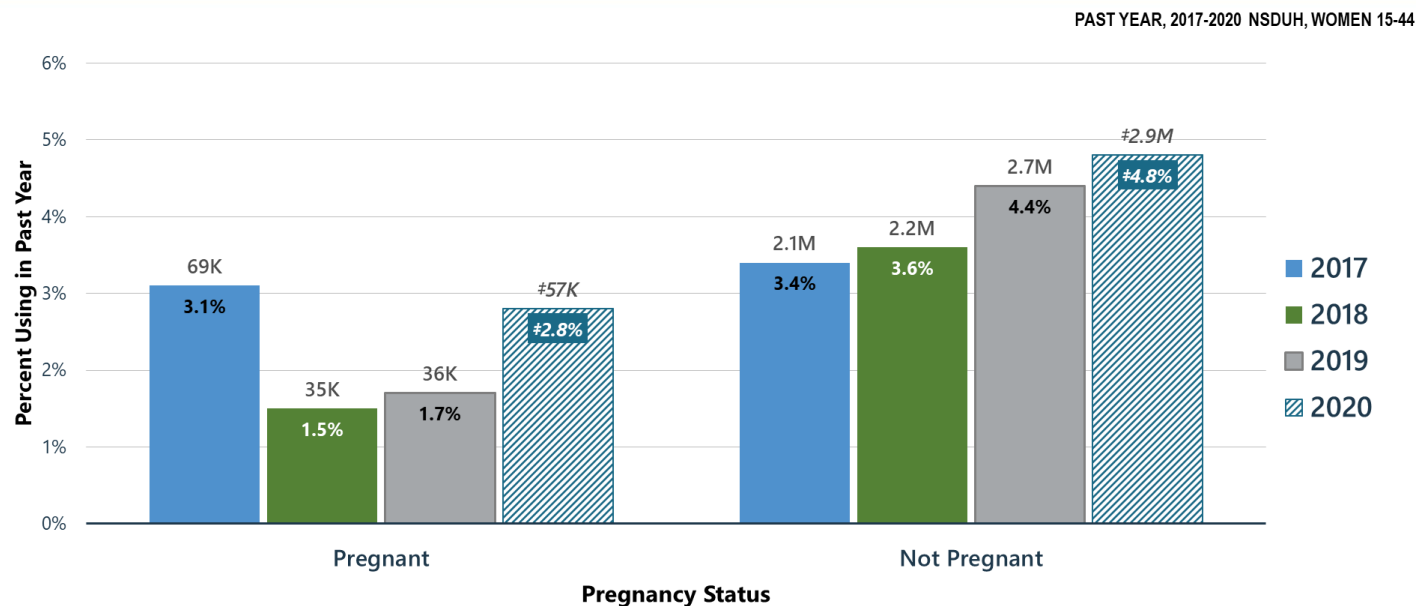
The estimates in these slides have been rounded for the purposes of presentation. Any appearance of estimates not summing exactly to a known total are due to this rounding.

Some slides present the same analysis across multiple years. The underlying populations from which these estimates are derived change across years since the number of people in the United States changes across years. Thus, a change in proportions does not equal a constant change in the weighted count.

TALKING POINTS:

- In 2020, pregnant women aged 15 to 44 were less likely to use marijuana in the past month than their non-pregnant counterparts.

Daily or Almost Daily Marijuana Use in Past Year: Among Women Aged 15-44; By Pregnancy Status



* Estimates on the 2020 bars are italicized to indicate caution should be used when comparing estimates between 2020 and prior years because of methodological changes for 2020. Due to these changes, significance testing between 2020 and prior years was not performed. See the *2020 National Survey on Drug Use and Health: Methodological Summary and Definitions* for details.

SAMHSA
Substance Abuse and Mental Health
Services Administration

30

ABOUT THIS PRESENTATION:

The estimates in these slides have been rounded for the purposes of presentation. Any appearance of estimates not summing exactly to a known total are due to this rounding.

Some slides present the same analysis across multiple years. The underlying populations from which these estimates are derived change across years since the number of people in the United States changes across years. Thus, a change in proportions does not equal a constant change in the weighted count.

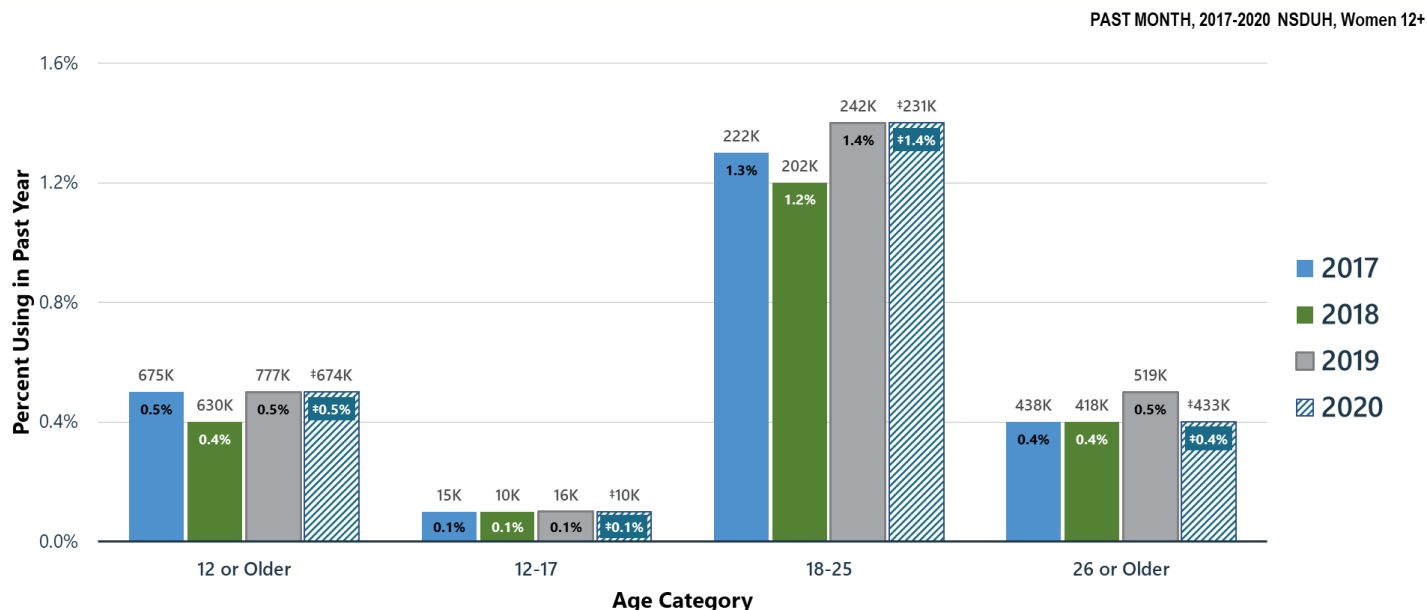
TALKING POINTS:

- In 2020, 2.8 percent of pregnant women used marijuana daily or almost daily during the past year, as did 4.8 percent of their non-pregnant counterparts. These percentages are not significantly different from one another.

Summary: Marijuana Use in 2020

- **Among women aged 12 to 17 in 2020:**
 - 5.6 percent (or 683,000 people) used marijuana in the past month
 - 4.2 percent (or 512,000 people) had a marijuana use disorder
- **Among women aged 18 to 25 in 2020:**
 - 22.7 percent (or 3.8 million people) used marijuana in the past month
 - 11.8 percent (or 2.0 million people) had a marijuana use disorder
- **Among women aged 26 or older in 2020:**
 - 9.1 percent (or 10.4 million people) used marijuana in the past month
 - 3.0 percent (or 3.4 million people) had a marijuana use disorder
- **Among pregnant women aged 15 to 44 in 2020:**
 - 8.0 percent (or 164,000 women) used marijuana in the past month

Cocaine Use in Past Year: Among Women Aged 12+



* Estimates on the 2020 bars are italicized to indicate caution should be used when comparing estimates between 2020 and prior years because of methodological changes for 2020. Due to these changes, significance testing between 2020 and prior years was not performed. See the 2020 National Survey on Drug Use and Health: Methodological Summary and Definitions for details.

SAMHSA
Substance Abuse and Mental Health
Services Administration

32

ABOUT THIS PRESENTATION:

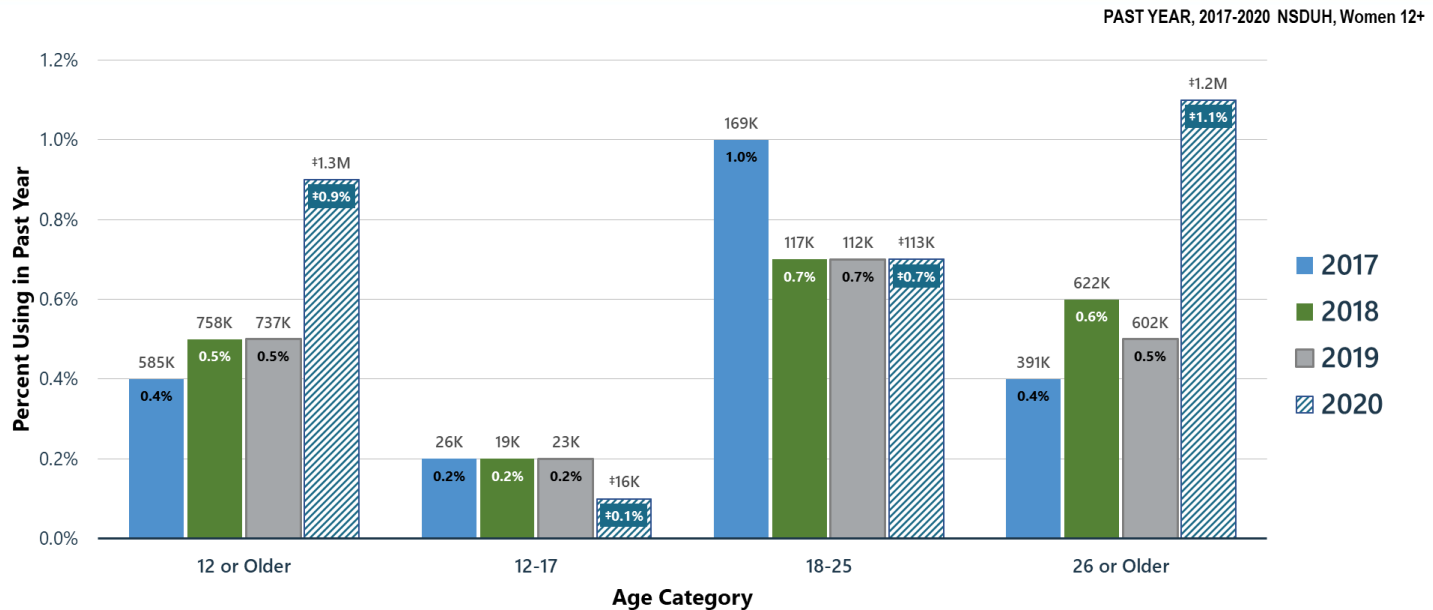
The estimates in these slides have been rounded for the purposes of presentation. Any appearance of estimates not summing exactly to a known total are due to this rounding.

Some slides present the same analysis across multiple years. The underlying populations from which these estimates are derived change across years since the number of people in the United States changes across years. Thus, a change in proportions does not equal a constant change in the weighted count.

TALKING POINTS:

- Cocaine use includes the use of crack cocaine.
- In 2020, young adult women aged 18 to 25 had the highest percentage of cocaine use in the past year, followed by women aged 26 or older, then by youths aged 12 to 17.

Methamphetamine Use in Past Year: Among Women Aged 12+



* Estimates on the 2020 bars are italicized to indicate caution should be used when comparing estimates between 2020 and prior years because of methodological changes for 2020. Due to these changes, significance testing between 2020 and prior years was not performed. See the 2020 National Survey on Drug Use and Health: Methodological Summary and Definitions for details.

SAMHSA
Substance Abuse and Mental Health
Services Administration

33

ABOUT THIS PRESENTATION:

The estimates in these slides have been rounded for the purposes of presentation. Any appearance of estimates not summing exactly to a known total are due to this rounding.

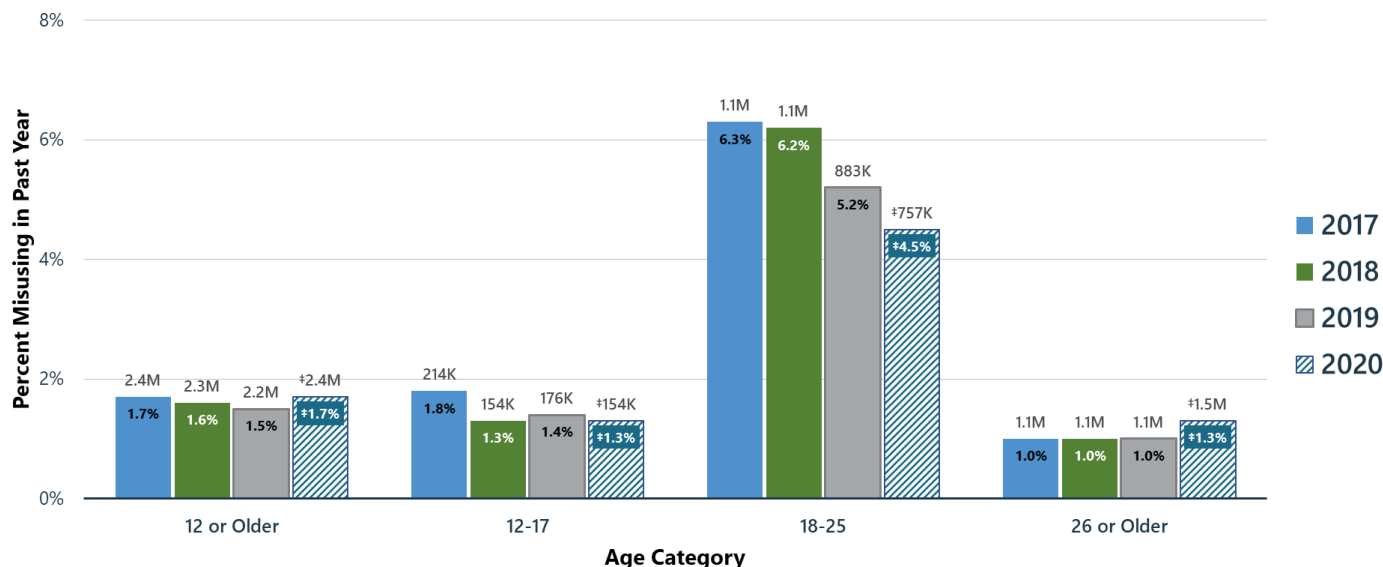
Some slides present the same analysis across multiple years. The underlying populations from which these estimates are derived change across years since the number of people in the United States changes across years. Thus, a change in proportions does not equal a constant change in the weighted count.

TALKING POINTS:

- Although methamphetamine is legally available by prescription (Desoxyn®), most methamphetamine used in the United States is produced and distributed illicitly rather than through the pharmaceutical industry. The misuse of prescription stimulants is covered on the next slide.
- In 2020, female youths aged 12 to 17 had a lower percentage of past year methamphetamine use when compared to young adult women aged 18 to 25 and women aged 26 or older.

Misuse of Prescription Stimulants in Past Year: Among Women Aged 12+

PAST YEAR, 2017-2020 NSDUH, Women 12+



* Estimates on the 2020 bars are italicized to indicate caution should be used when comparing estimates between 2020 and prior years because of methodological changes for 2020. Due to these changes, significance testing between 2020 and prior years was not performed. See the 2020 National Survey on Drug Use and Health: Methodological Summary and Definitions for details.

SAMHSA
Substance Abuse and Mental Health
Services Administration

34

ABOUT THIS PRESENTATION:

The estimates in these slides have been rounded for the purposes of presentation. Any appearance of estimates not summing exactly to a known total are due to this rounding.

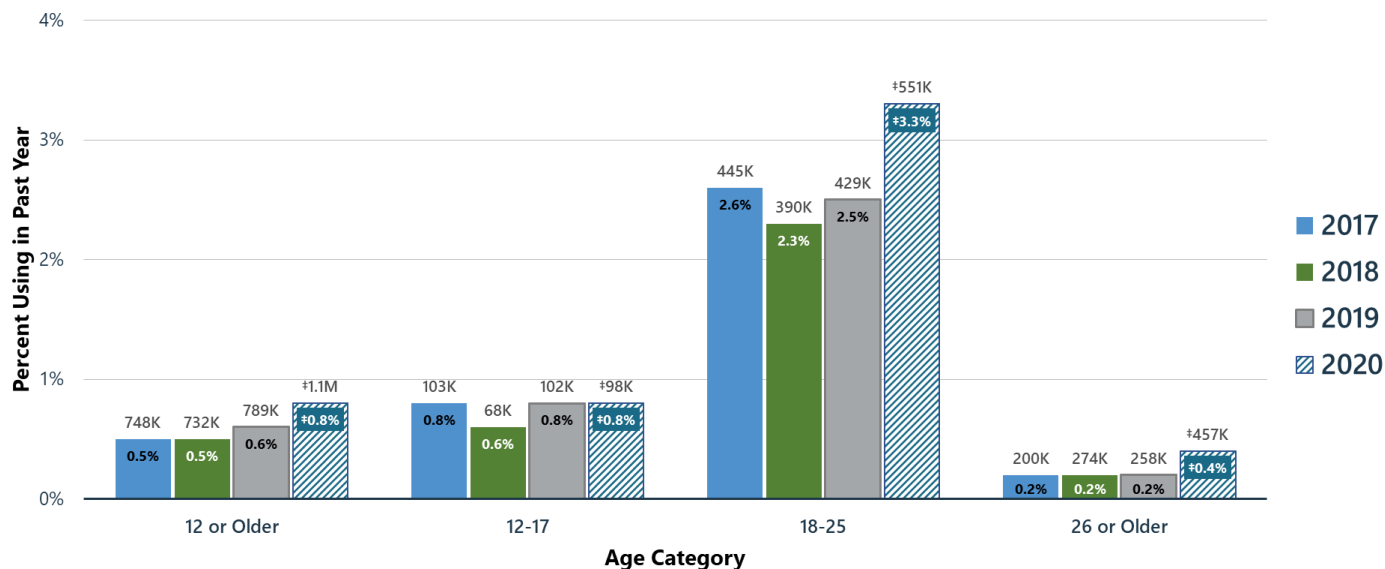
Some slides present the same analysis across multiple years. The underlying populations from which these estimates are derived change across years since the number of people in the United States changes across years. Thus, a change in proportions does not equal a constant change in the weighted count.

TALKING POINTS:

- Methamphetamine has not been included as a prescription stimulant, unless respondents specified the prescription form of methamphetamine (Desoxyn®) as some other stimulant they had misused in the past year.
- In 2020, young adult women aged 18 to 25 had the highest percentage of prescription stimulant misuse in the past year.

LSD Use in Past Year: Among Women Aged 12+

PAST YEAR, 2017-2020 NSDUH, Women 12+



Estimates represent past year use of LSD (lysergic acid diethylamide), a type of hallucinogen.

† Estimates on the 2020 bars are italicized to indicate caution should be used when comparing estimates between 2020 and prior years because of methodological changes for 2020. Due to these changes, significance testing between 2020 and prior years was not performed. See the *2020 National Survey on Drug Use and Health: Methodological Summary and Definitions* for details.

SAMHSA
Substance Abuse and Mental Health
Services Administration

35

ABOUT THIS PRESENTATION:

The estimates in these slides have been rounded for the purposes of presentation. Any appearance of estimates not summing exactly to a known total are due to this rounding.

Some slides present the same analysis across multiple years. The underlying populations from which these estimates are derived change across years since the number of people in the United States changes across years. Thus, a change in proportions does not equal a constant change in the weighted count.

TALKING POINTS:

- Several drugs are grouped under the category of hallucinogens, including LSD.
- In 2020, young adult women aged 18 to 25 had a higher percentage of LSD use in the past year when compared to female youths aged 12 to 17 and women aged 26 or older.

Summary: Other Substance Use in 2020

- **Among women aged 12 to 17 in 2020:**

- 0.1 percent (or 10,000 people) used cocaine in the past year
- 0.1 percent (or 16,000 people) used methamphetamine in the past year
- 1.3 percent (or 154,000 people) misused prescription stimulants in the past year
- 0.8 percent (or 98,000 people) used LSD in the past year

- **Among women aged 18 to 25 in 2020:**

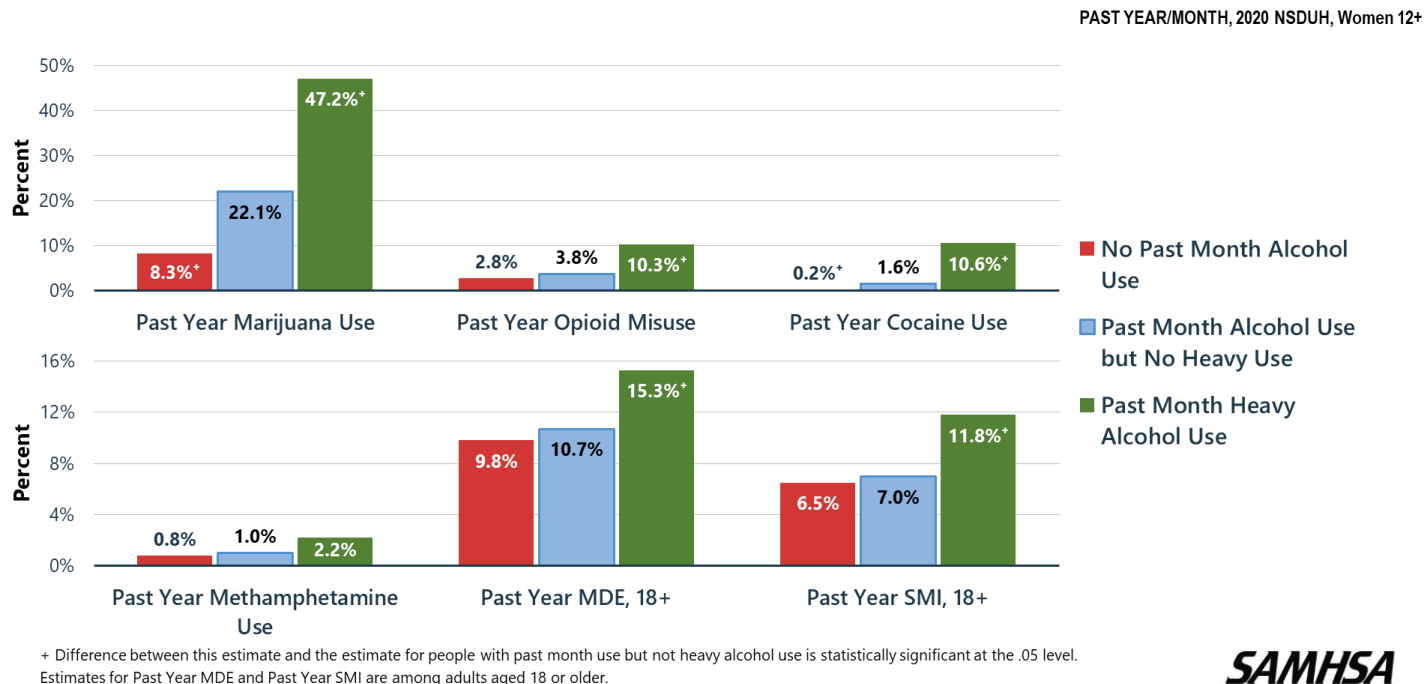
- 1.4 percent (or 231,000 people) used cocaine in the past year
- 0.7 percent (or 113,000 people) used methamphetamine in the past year
- 4.5 percent (or 757,000 people) misused prescription stimulants in the past year
- 3.3 percent (or 551,000 people) used LSD in the past year

- **Among women aged 26 or older in 2020:**

- 0.4 percent (or 433,000 people) used cocaine in the past year
- 1.1 percent (or 1.2 million people) used methamphetamine in the past year
- 1.3 percent (or 1.5 million people) misused prescription stimulants in the past year
- 0.4 percent (or 457,000 people) used LSD in the past year

Polysubstance Use and Mental Illness

Substance Use in Past Year: Among Women Aged 12+; Major Depressive Episode (MDE) and Serious Mental Illness (SMI) in Past Year: Among Women Aged 18+; By Level of Alcohol Use in Past Month



38

SAMHSA
Substance Abuse and Mental Health
Services Administration

ABOUT THIS PRESENTATION:

The estimates in these slides have been rounded for the purposes of presentation. Any appearance of estimates not summing exactly to a known total are due to this rounding.

Some slides present the same analysis across multiple years. The underlying populations from which these estimates are derived change across years since the number of people in the United States changes across years. Thus, a change in proportions does not equal a constant change in the weighted count.

TALKING POINTS:

- Nearly 50 percent of the women aged 12 or older reporting heavy alcohol use in the past month also endorsed marijuana use in the past year. Women engaging in heavy alcohol use also reported significantly higher rates of opioid and cocaine misuse/use than women endorsing alcohol use, but had no heavy alcohol use.
- These findings are consistent with literature suggesting that having an SUD for one substance significantly increases risk for developing SUDs for additional substances (e.g., studies have found that individuals with an alcohol use disorder are at twice the risk for developing an opioid use disorder) (Crummy et al., 2020).

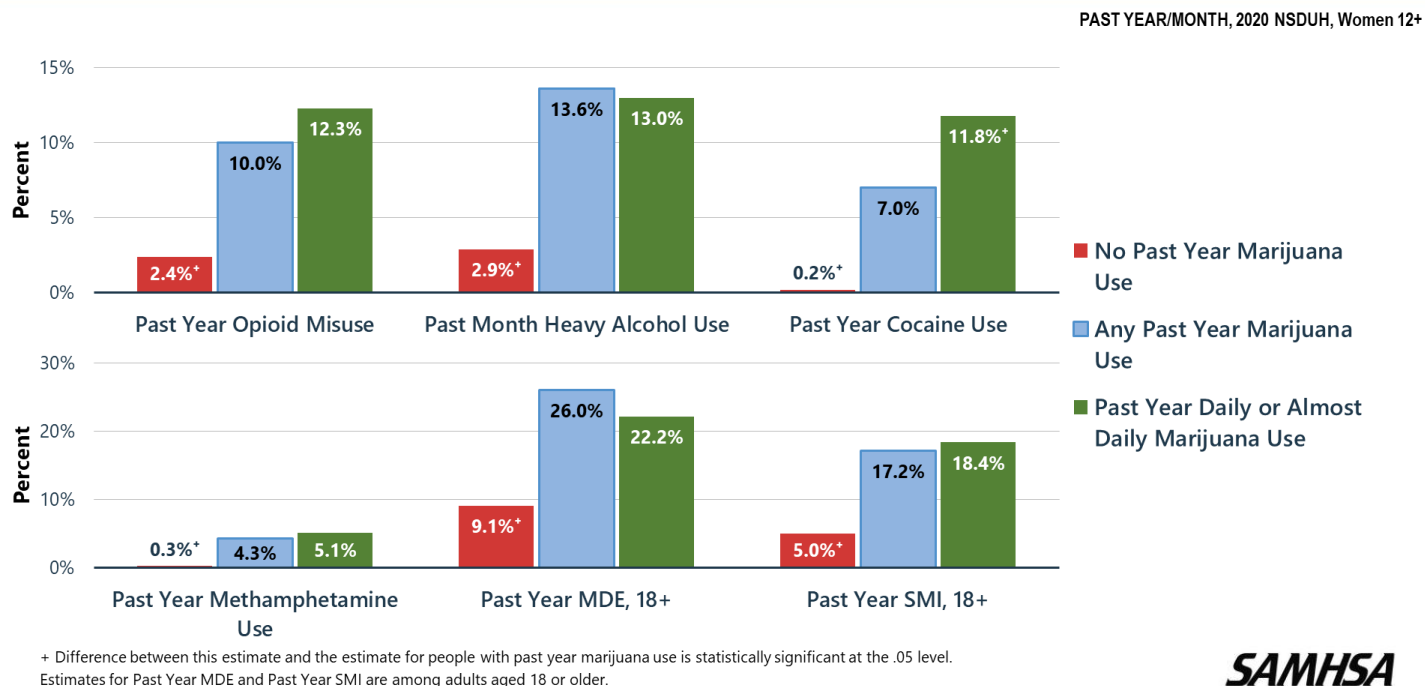
- NSDUH found that women aged 18 or older engaging in heavy alcohol use had a higher percentage of an MDE and SMI in the past year than adults who used alcohol, but had no heavy alcohol use in the past month.
- Findings are consistent with literature suggesting depression and alcohol use disorder often co-occur. Studies have found that individuals with depression have a three-fold risk for developing alcohol use disorder in their lifetime (Schouten et al., 2022).

Reference

Crummy, E. A., O'Neal, T. J., Baskin, B. M., & Ferguson, S. M. (2020). One is not enough: understanding and modeling polysubstance use. *Frontiers in Neuroscience*, 14, 569.

Schouten, M. J., Christ, C., Dekker, J. J., Riper, H., Goudriaan, A. E., & Blankers, M. (2022). Digital interventions for people with co-occurring depression and problematic alcohol use: A systematic review and meta-analysis. *Alcohol and Alcoholism*, 57(1), 113-124.

Substance Use in Past Year/Month: Among Women Aged 12+; Major Depressive Episode (MDE) and Serious Mental Illness (SMI) in Past Year: Among Women Aged 18+; By Level of Marijuana Use in Past Year



39

SAMHSA
Substance Abuse and Mental Health
Services Administration

ABOUT THIS PRESENTATION:

The estimates in these slides have been rounded for the purposes of presentation. Any appearance of estimates not summing exactly to a known total are due to this rounding.

Some slides present the same analysis across multiple years. The underlying populations from which these estimates are derived change across years since the number of people in the United States changes across years. Thus, a change in proportions does not equal a constant change in the weighted count.

TALKING POINTS:

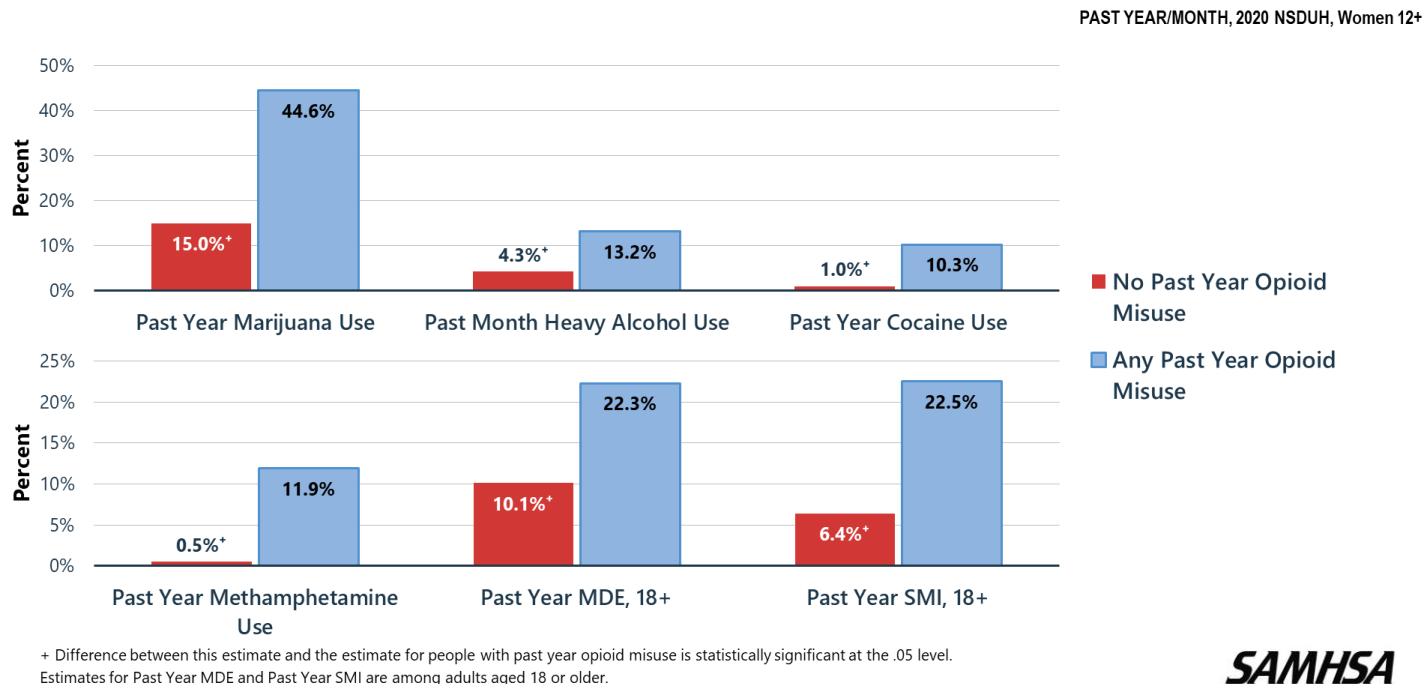
- Women aged 12 or older who did not use marijuana in the past year were less likely to have used or misused other substances than women who had used marijuana in the past year. Women aged 18 or older were also less likely to have an MDE or SMI in the past year.

- Women aged 12 or older who used marijuana daily or almost daily in the past year were more likely to have used cocaine in the past year than women who had used marijuana in the past year.
- Co-occurring substance use and mental illness are common. Mental illness and substance use is often conceptualized as having a bidirectional relationship—in that substance use often leads to and exacerbates mental illness and mental illness can be a precursor for substance misuse. Literature has suggested that substance use (e.g., marijuana, alcohol) may be used as a way of regulating emotions (in the short term)—but exacerbating depression symptom severity in the long-term (Weiss et al., 2022).

Reference

Weiss, N. H., Kiefer, R., Goncharenko, S., Raudales, A. M., Forkus, S. R., Schick, M. R., & Contractor, A. A. (2022). Emotion regulation and substance use: A meta-analysis. *Drug and Alcohol Dependence*, 230, 109131.

Substance Use in Past Year/Month: Among Women Aged 12+; Major Depressive Episode (MDE) and Serious Mental Illness (SMI) in Past Year: Among Women Aged 18+; By Level of Opioid Misuse in Past Year



40

SAMHSA
Substance Abuse and Mental Health
Services Administration

ABOUT THIS PRESENTATION:

The estimates in these slides have been rounded for the purposes of presentation. Any appearance of estimates not summing exactly to a known total are due to this rounding.

Some slides present the same analysis across multiple years. The underlying populations from which these estimates are derived change across years since the number of people in the United States changes across years. Thus, a change in proportions does not equal a constant change in the weighted count.

TALKING POINTS:

- The opioid epidemic continues to plague the United States. In 2019, more than 70 percent of drug overdose fatalities involved opioids. Opioid use often co-occurs with other substance misuse, including stimulants and cocaine (Mattson et al., 2021).

- Women aged 12 or older who misused opioids in the past year had a higher percentage of past year marijuana use, past month heavy alcohol use, past year cocaine use, and past year methamphetamine use than women who did not misuse opioids in the past year.
- Women aged 18 or older who misused opioids in the past year had a higher percentage of an MDE or SMI in the past year than women who did not misuse opioids in the past year.
- Polysubstance use including opioids is particularly dangerous and is associated with increased death rates when compared with death rates of adults who use only one substance (Mattson et al., 2021).

Reference

Mattson, C. L., Tanz, L. J., Quinn, K., Kariisa, M., Patel, P., & Davis, N. L. (2021). Trends and geographic patterns in drug and synthetic opioid overdose deaths—United States, 2013–2019. *Morbidity and Mortality Weekly Report*, 70(6), 202.

Data not shown – low precision

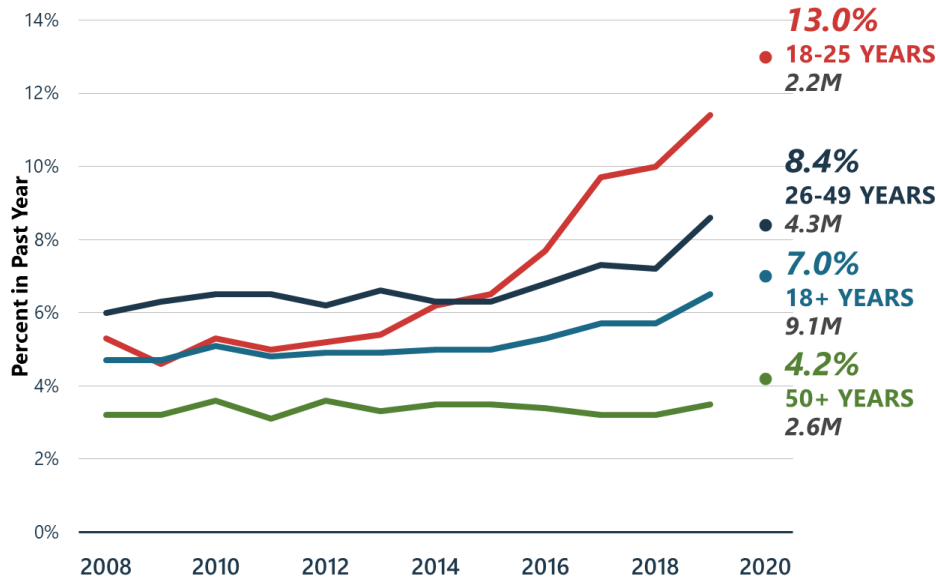
Summary

- Polysubstance use is common—if a person is having problems with one substance, they may be having problems with other substances
- Treatment providers must screen for and treat all substance use disorders and problem substance use
- Association of substance misuse and mental illness is clear—we must all do a better job of helping Americans understand these relationships and risks

Mental Health

Serious Mental Illness (SMI) in Past Year: Among Women Aged 18+

PAST YEAR, 2008-2020 NSDUH, Women 18+



1.4M Women Aged 18-25 with SMI Received Treatment in 2020
36.4% got NO treatment



2.9M Women Aged 26-49 with SMI Received Treatment in 2020
32.8% got NO treatment

There is no connecting line between 2019 and 2020 to indicate caution should be used when comparing estimates between 2020 and prior years because of methodological changes for 2020. Due to these changes, significance testing between 2020 and prior years was not performed. See the 2020 *National Survey on Drug Use and Health: Methodological Summary and Definitions* for details.

SAMHSA
Substance Abuse and Mental Health
Services Administration

44

ABOUT THIS PRESENTATION:

The estimates in these slides have been rounded for the purposes of presentation. Any appearance of estimates not summing exactly to a known total are due to this rounding.

Some slides present the same analysis across multiple years. The underlying populations from which these estimates are derived change across years since the number of people in the United States changes across years. Thus, a change in proportions does not equal a constant change in the weighted count.

TALKING POINTS:

- In 2020, young adult women aged 18 to 25 had the highest percentage of SMI, followed by women aged 26-49, then women aged 50 or older.
- SMI continues to be on the rise, particularly in young adults, which is consistent with literature showing mental health concerns in young adults have significantly increased over the past decade (Twenge et al., 2019).

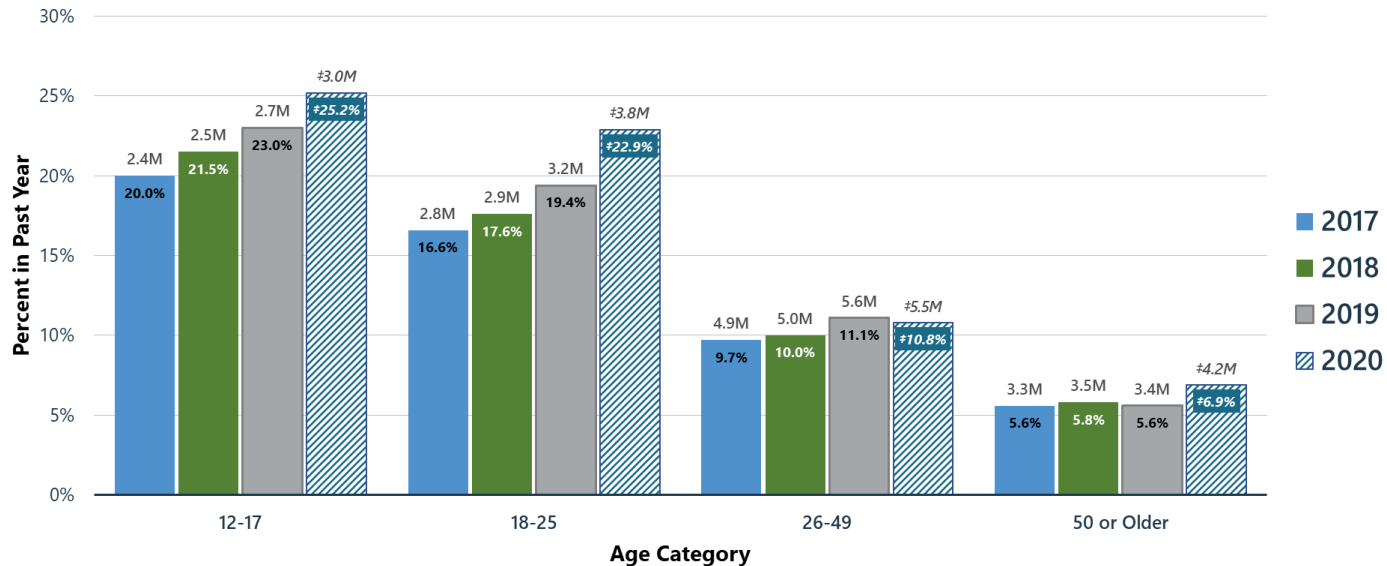
- Of the individuals reporting SMI, more than one third had not received mental health treatment of any kind in 2020. This data is evidence to suggest that improving access to mental health treatment remains an important target for improvement and innovation.

Reference

Twenge, J. M., Cooper, A. B., Joiner, T. E., Duffy, M. E., & Binau, S. G. (2019). Age, period, and cohort trends in mood disorder indicators and suicide-related outcomes in a nationally representative dataset, 2005–2017. *Journal of Abnormal Psychology*, 128(3), 185.

Major Depressive Episodes in Past Year: Among Women Aged 12+

PAST YEAR, 2017-2020 NSDUH, Women 12+



Note: The adult and youth MDE estimates are not directly comparable.

† Estimates on the 2020 bars are italicized to indicate caution should be used when comparing estimates between 2020 and prior years because of methodological changes for 2020. Due to these changes, significance testing between 2020 and prior years was not performed. See the 2020 National Survey on Drug Use and Health: Methodological Summary and Definitions for details.

SAMHSA
Substance Abuse and Mental Health
Services Administration

45

ABOUT THIS PRESENTATION:

The estimates in these slides have been rounded for the purposes of presentation. Any appearance of estimates not summing exactly to a known total are due to this rounding.

Some slides present the same analysis across multiple years. The underlying populations from which these estimates are derived change across years since the number of people in the United States changes across years. Thus, a change in proportions does not equal a constant change in the weighted count.

TALKING POINTS:

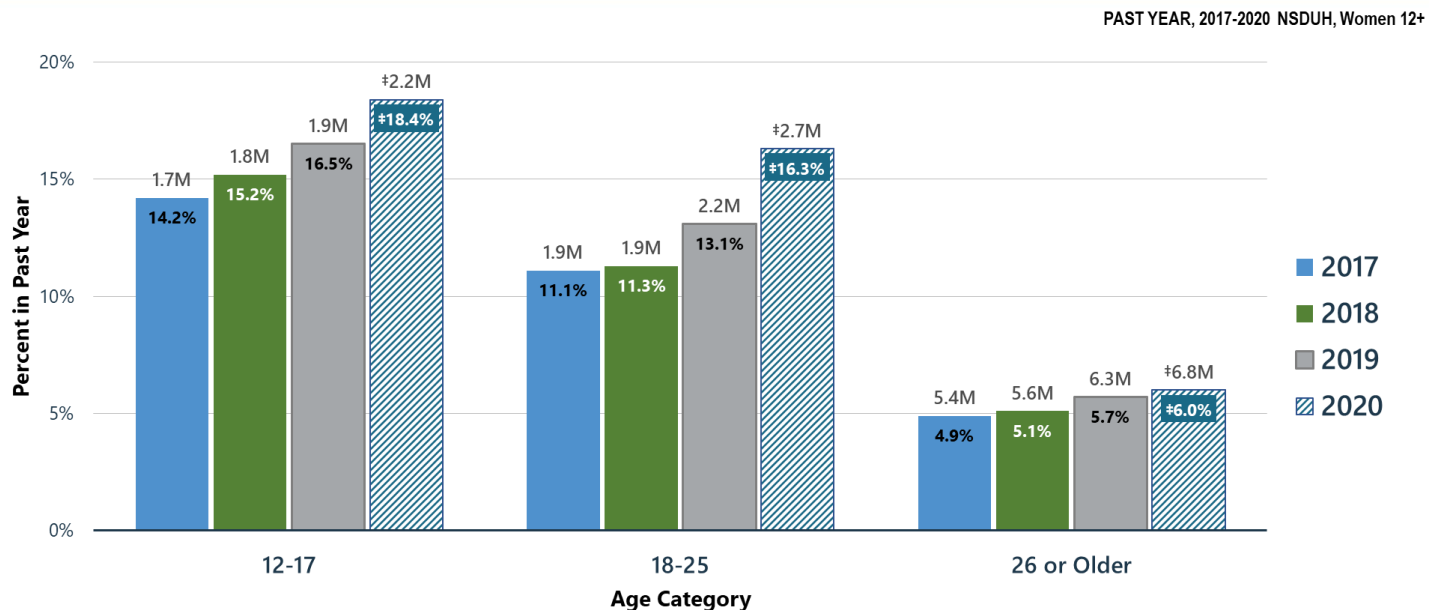
- In 2020, the percentage of women who had an MDE was highest among women aged 18 to 25, followed by women aged 26 to 49, then women aged 50 or older. Estimates of MDE are not compared between youths aged 12 to 17 and adults aged 18 or older.

- Youths and young adults continue to report rising rates of MDE, consistent with recent literature that found rates of depression increased by 52 percent between 2005 and 2017 among adolescents and 63 percent between 2009 and 2017 in young adults (Twenge et al., 2019).

Reference

Twenge, J. M., Cooper, A. B., Joiner, T. E., Duffy, M. E., & Binau, S. G. (2019). Age, period, and cohort trends in mood disorder indicators and suicide-related outcomes in a nationally representative dataset, 2005–2017. *Journal of Abnormal Psychology*, 128(3), 185.

Major Depressive Episodes with Severe Impairment in Past Year: Among Women Aged 12+



46

SAMHSA
 Substance Abuse and Mental Health
 Services Administration

ABOUT THIS PRESENTATION:

The estimates in these slides have been rounded for the purposes of presentation. Any appearance of estimates not summing exactly to a known total are due to this rounding.

Some slides present the same analysis across multiple years. The underlying populations from which these estimates are derived change across years since the number of people in the United States changes across years. Thus, a change in proportions does not equal a constant change in the weighted count.

TALKING POINTS:

- MDE with Severe Impairment is defined as those individuals with higher scores on the Sheehan Disability Scale.
- In 2020, young adult women aged 18 to 25 were more than twice as likely to experience MDE with Severe Impairment than women aged 26 or older. Estimates of MDE with Severe Impairment are not compared between youths aged 12 to 17 and adults aged 18 or older.

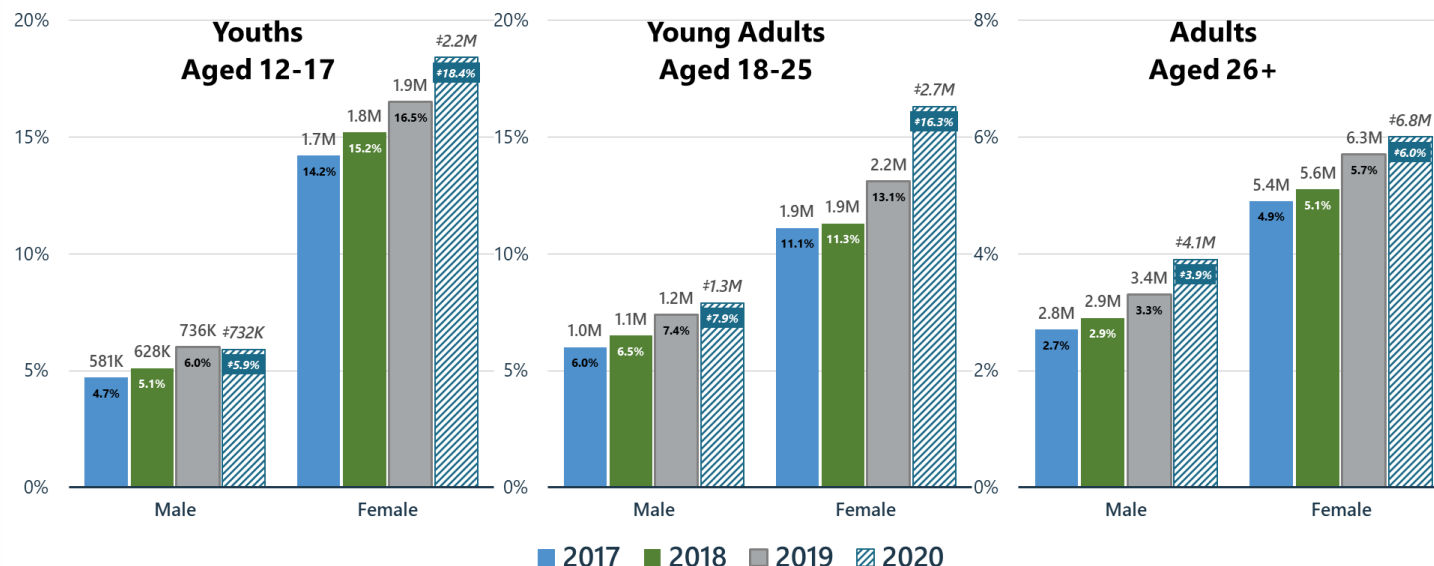
- These findings support literature suggesting that rates of mental illness are rising more quickly in adolescents and young adults (Twenge et al., 2019).

Reference

Twenge, J. M., Cooper, A. B., Joiner, T. E., Duffy, M. E., & Binau, S. G. (2019). Age, period, and cohort trends in mood disorder indicators and suicide-related outcomes in a nationally representative dataset, 2005–2017. *Journal of Abnormal Psychology, 128*(3), 185.

Major Depressive Episodes with Severe Impairment in Past Year: Among People Aged 12+

PAST YEAR, 2017-2020 NSDUH, 12+



† Estimates on the 2020 bars are italicized to indicate caution should be used when comparing estimates between 2020 and prior years because of methodological changes for 2020. Due to these changes, significance testing between 2020 and prior years was not performed. See the 2020 National Survey on Drug Use and Health: Methodological Summary and Definitions for details.

SAMHSA
Substance Abuse and Mental Health
Services Administration

47

ABOUT THIS PRESENTATION:

The estimates in these slides have been rounded for the purposes of presentation. Any appearance of estimates not summing exactly to a known total are due to this rounding.

Some slides present the same analysis across multiple years. The underlying populations from which these estimates are derived change across years since the number of people in the United States changes across years. Thus, a change in proportions does not equal a constant change in the weighted count.

TALKING POINTS:

- In 2020, females aged 18 to 25 reported higher rates of MDE with Severe Impairment than adults aged 26 or older. Estimates of MDE with Severe Impairment are not compared between youths aged 12 to 17 and adults aged 18 or older.

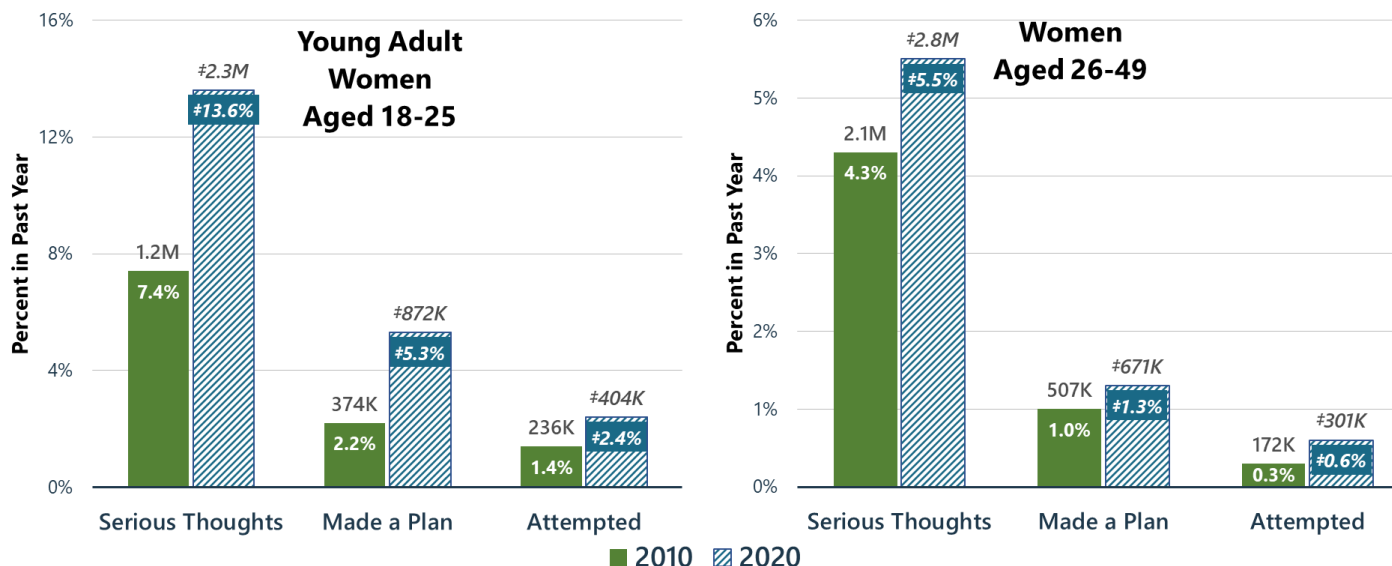
- This is consistent with recent research suggesting that the rates of severe mood disorders have significantly increased among adolescents and young adults in the past 10 years, especially among females (e.g., Twenge et al., 2019; Yard et al., 2021).

References

- Twenge, J. M., Cooper, A. B., Joiner, T. E., Duffy, M. E., & Binau, S. G. (2019). Age, period, and cohort trends in mood disorder indicators and suicide-related outcomes in a nationally representative dataset, 2005–2017. *Journal of Abnormal Psychology, 128*(3), 185.
- Yard, E., Radhakrishnan, L., Ballesteros, M. F., Sheppard, M., Gates, A., Stein, Z., ... Stone, D. M. (2021). Emergency department visits for suspected suicide attempts among persons aged 12–25 years before and during the COVID-19 pandemic—United States, January 2019–May 2021. *Morbidity and Mortality Weekly Report, 70*(24), 888.

Suicidal Thoughts, Plans, and Attempts in Past Year: Among Women Aged 18-49

PAST YEAR, 2010 and 2020 NSDUH, Women 18-49



* Estimates on the 2020 bars are italicized to indicate caution should be used when comparing estimates between 2020 and prior years because of methodological changes for 2020. Due to these changes, significance testing between 2020 and prior years was not performed. See the 2020 National Survey on Drug Use and Health: Methodological Summary and Definitions for details.

SAMHSA
Substance Abuse and Mental Health
Services Administration

48

ABOUT THIS PRESENTATION:

The estimates in these slides have been rounded for the purposes of presentation. Any appearance of estimates not summing exactly to a known total are due to this rounding.

Some slides present the same analysis across multiple years. The underlying populations from which these estimates are derived change across years since the number of people in the United States changes across years. Thus, a change in proportions does not equal a constant change in the weighted count.

TALKING POINTS:

- In 2020, serious thoughts of suicide were reported by more than 13 percent of young adult women aged 18 to 25—more than double the rate reported by women aged 26 to 49.
- The percentage of young adult women aged 18 to 25 who made a suicide plan or attempted suicide was higher than for women aged 26 to 49.

- Rates of planning or attempting suicide remain low—and illustrates two important points in the literature: (1) suicidal behaviors remain difficult to study due to low base rates, and (2) suicidal behaviors are underreported (e.g., Tøllefsen et al., 2012).

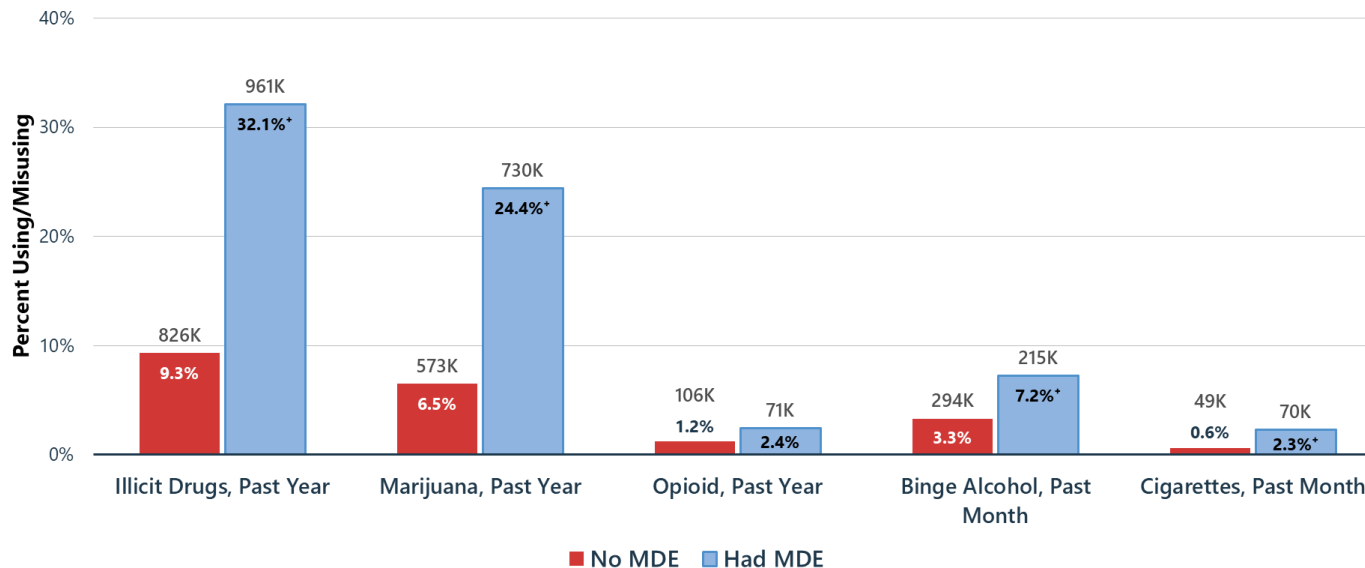
Reference

Tøllefsen, I. M., Hem, E., & Ekeberg, Ø. (2012). The reliability of suicide statistics: A systematic review. *BMC Psychiatry*, 12(1), 1-11.

Co-Occurring Mental and Substance Use Disorders

Substance Use in Past Year/Month: Among Female Youths Aged 12-17; By Past Year Major Depressive Episode (MDE) status

PAST YEAR/MONTH, 2020 NSDUH, Women 12-17



+ Difference between this estimate and the estimate for youths without MDE is statistically significant at the .05 level.

SAMHSA
Substance Abuse and Mental Health
Services Administration

50

ABOUT THIS PRESENTATION:

The estimates in these slides have been rounded for the purposes of presentation. Any appearance of estimates not summing exactly to a known total are due to this rounding.

Some slides present the same analysis across multiple years. The underlying populations from which these estimates are derived change across years since the number of people in the United States changes across years. Thus, a change in proportions does not equal a constant change in the weighted count.

TALKING POINTS:

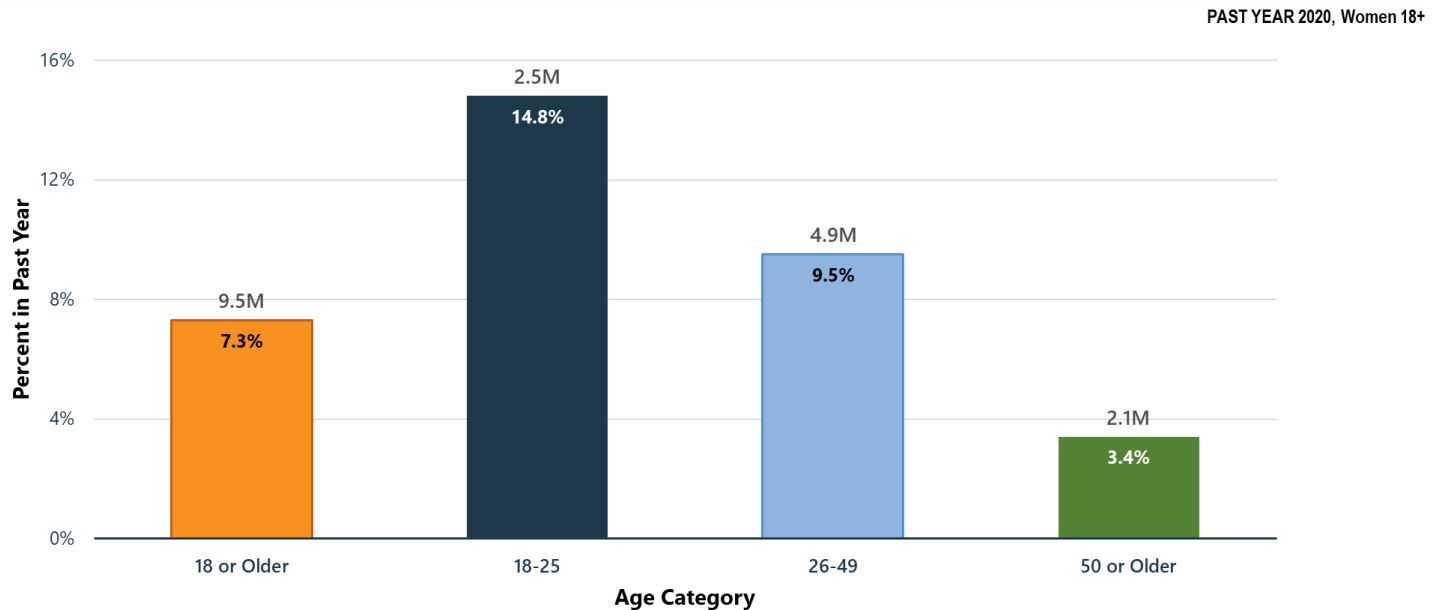
- Youth mental health has emerged as a major concern, provided the rising rates of mental illness (including depression).
- Female youths aged 12 to 17 with an MDE in the past year reported significantly higher rates of illicit drug use, marijuana use, binge drinking, and cigarette use within the past year/month. This is consistent with a

recent meta-analysis that found substance use disorders commonly co-occur in individuals with major depression (Hunt et al., 2020).

Reference

Hunt, G. E., Malhi, G. S., Lai, H. M. X., & Cleary, M. (2020). Prevalence of comorbid substance use in major depressive disorder in community and clinical settings, 1990–2019: Systematic review and meta-analysis. *Journal of Affective Disorders*, 266, 288-304.

Co-Occurring Substance Use Disorder and Any Mental Illness in Past Year: Among Adult Women Aged 18+



51

SAMHSA
Substance Abuse and Mental Health
Services Administration

ABOUT THIS PRESENTATION:

The estimates in these slides have been rounded for the purposes of presentation. Any appearance of estimates not summing exactly to a known total are due to this rounding.

Some slides present the same analysis across multiple years. The underlying populations from which these estimates are derived change across years since the number of people in the United States changes across years. Thus, a change in proportions does not equal a constant change in the weighted count.

TALKING POINTS:

- Rates of co-occurring substance use disorder and any mental illness in the past year was highest among young adult women aged 18 to 25 and lowest among women aged 50 or older.
- Declining prevalence rates of mental illness across the lifespan, such that older adults report the lowest rates of mental illness, is well established in

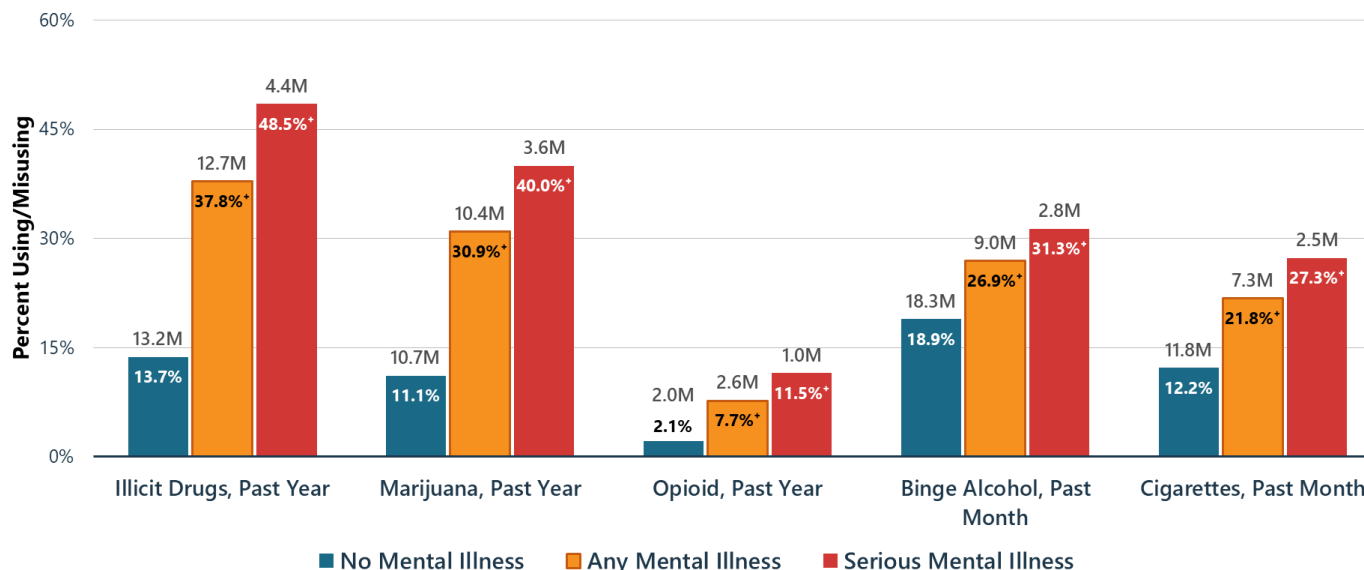
the literature (e.g., Westerhof & Keyes, 2010; Webster et al., 2014; Thomas et al., 2016).

References

- Westerhof, G. J., & Keyes, C. L. (2010). Mental illness and mental health: The two continua model across the lifespan. *Journal of Adult Development*, 17(2), 110-119.
- Webster, J. D., Westerhof, G. J., & Bohlmeijer, E. T. (2014). Wisdom and mental health across the lifespan. *Journals of Gerontology Series B: Psychological Sciences and Social Sciences*, 69(2), 209-218.
- Thomas, M. L., Kaufmann, C. N., Palmer, B. W., Depp, C. A., Martin, A. S., Glorioso, D. K., ... Jeste, D. V. (2016). Paradoxical trend for improvement in mental health with aging: A community-based study of 1,546 adults aged 21-100 years. *The Journal of Clinical Psychiatry*, 77(8), 8771.

Substance Use in Past Year/Month: Among Women Aged 18+; By Mental Illness Status

PAST YEAR/MONTH, 2020 NSDUH, Women 18+



+ Difference between this estimate and the estimate for adults without mental illness is statistically significant at the .05 level.

SAMHSA
Substance Abuse and Mental Health
Services Administration

52

ABOUT THIS PRESENTATION:

The estimates in these slides have been rounded for the purposes of presentation. Any appearance of estimates not summing exactly to a known total are due to this rounding.

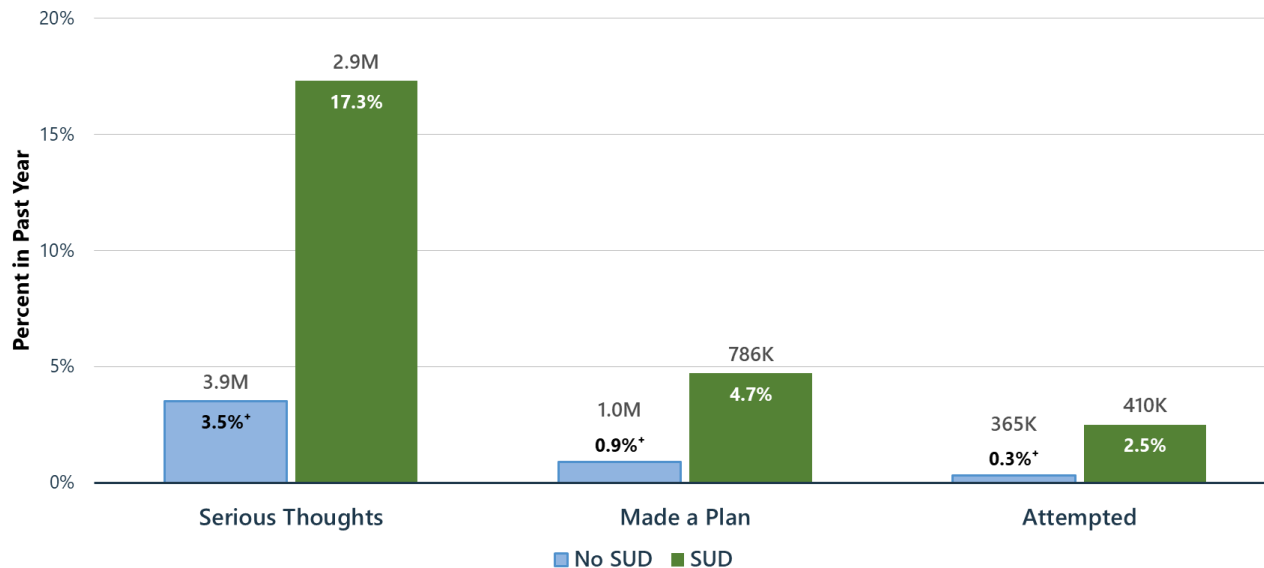
Some slides present the same analysis across multiple years. The underlying populations from which these estimates are derived change across years since the number of people in the United States changes across years. Thus, a change in proportions does not equal a constant change in the weighted count.

TALKING POINTS:

- Co-occurrence of mental illness and substance use is common.
- Women aged 18 or older with serious mental illness or any mental illness had significantly higher rates of illicit drug, marijuana, opioid, binge alcohol, and cigarette use over the past year/month than women without mental illness.

Suicidal Thoughts, Plans, and Attempts in Past Year: Among Women Aged 18+; By Substance Use Disorder (SUD) Status

PAST YEAR, 2020 NSDUH, Women 18+



+ Difference between this estimate and the estimate for adults with SUD is statistically significant at the .05 level.

SAMHSA
Substance Abuse and Mental Health
Services Administration

53

ABOUT THIS PRESENTATION:

The estimates in these slides have been rounded for the purposes of presentation. Any appearance of estimates not summing exactly to a known total are due to this rounding.

Some slides present the same analysis across multiple years. The underlying populations from which these estimates are derived change across years since the number of people in the United States changes across years. Thus, a change in proportions does not equal a constant change in the weighted count.

TALKING POINTS:

- Women aged 18 or older with an SUD had higher rates of serious thoughts of suicide in the past year than women who did not have an SUD.
- Furthermore, women without an SUD had significantly lower rates of suicide attempts and planning.

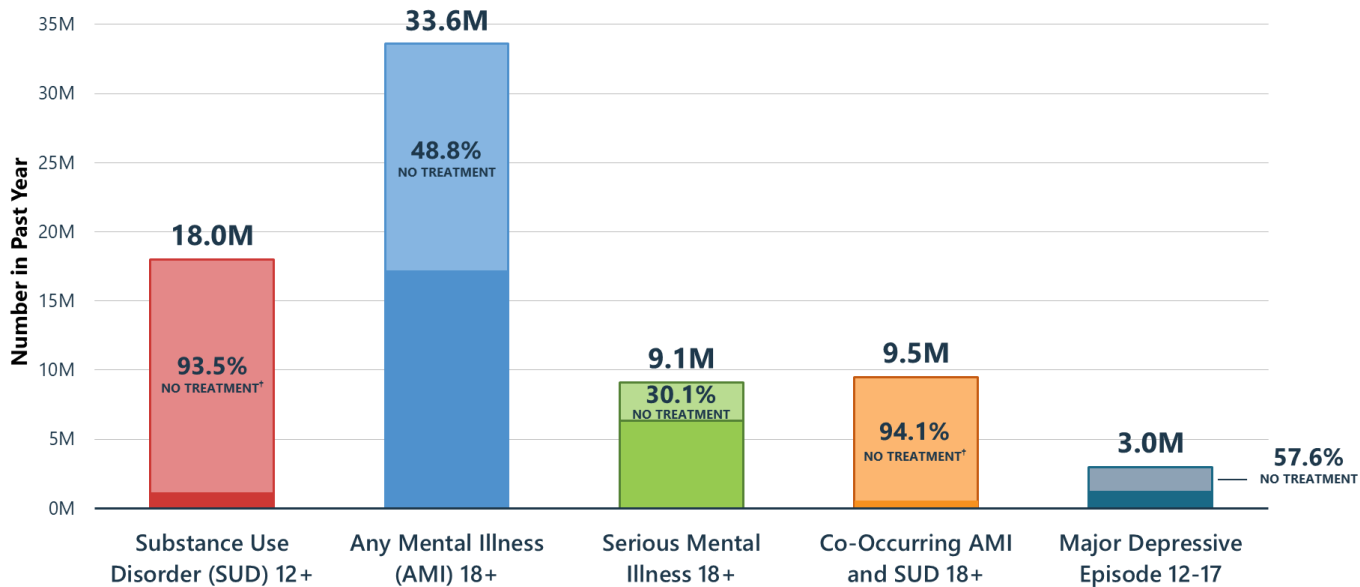
- Literature has found that substance use often co-occurs with suicidal thoughts and behaviors and is a well-established risk factor for suicide attempts and death by suicide (Esang & Ahmed, 2018).

Reference

Esang, M., & Ahmed, S. (2018). A closer look at substance use and suicide. *American Journal of Psychiatry Residents' Journal*, 13(6), 6-8.

Did Not Receive Substance Use Treatment or Mental Health Services in Past Year: Among Women Aged 12+

PAST YEAR, 2020 NSDUH, Women 12+



† No Treatment for SUD is defined as not receiving treatment at any location, such as a hospital (inpatient), rehabilitation facility (inpatient or outpatient), mental health center, emergency room, private doctor's office, self-help group, or prison/jail.

SAMHSA
Substance Abuse and Mental Health
Services Administration

54

ABOUT THIS PRESENTATION:

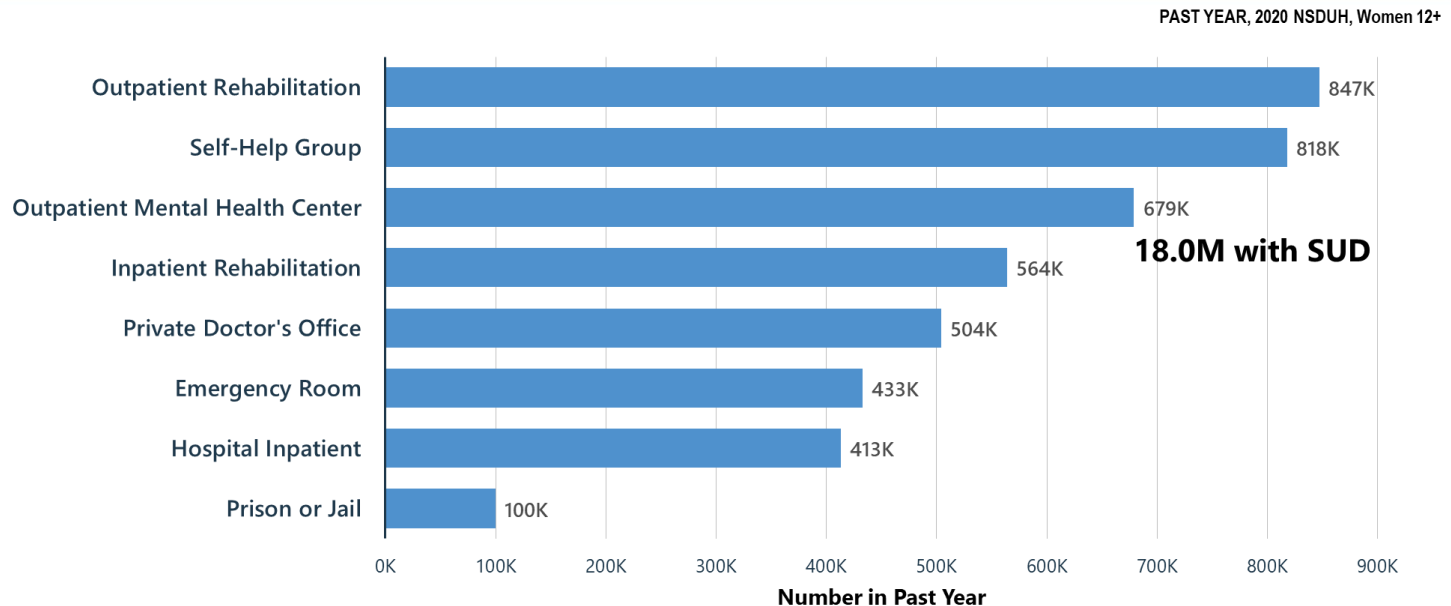
The estimates in these slides have been rounded for the purposes of presentation. Any appearance of estimates not summing exactly to a known total are due to this rounding.

Some slides present the same analysis across multiple years. The underlying populations from which these estimates are derived change across years since the number of people in the United States changes across years. Thus, a change in proportions does not equal a constant change in the weighted count.

TALKING POINTS:

- Understanding barriers to and increasing access to SUD and mental health treatment remains a focus for providers and policymakers.
- Well-established barriers to care include lack of insurance/cost, stigmatization of substance use and mental illness, and multicultural factors.
- Nearly half of women aged 18 or older with AMI and over half of youths aged 12 to 17 with an MDE did not receive treatment within the past year.
- Far fewer women sought help for SUD or co-occurring SUD and AMI. More than 90 percent do not receive treatment—highlighting barriers to care including stigmatization of SUD.

Locations Where Substance Use Treatment was Received in Past Year: Among Women Aged 12+



Locations where people received substance use treatment are *not* mutually exclusive because respondents could report that they received treatment in more than one location in the past year.



55

ABOUT THIS PRESENTATION:

The estimates in these slides have been rounded for the purposes of presentation. Any appearance of estimates not summing exactly to a known total are due to this rounding.

Some slides present the same analysis across multiple years. The underlying populations from which these estimates are derived change across years since the number of people in the United States changes across years. Thus, a change in proportions does not equal a constant change in the weighted count.

TALKING POINTS:

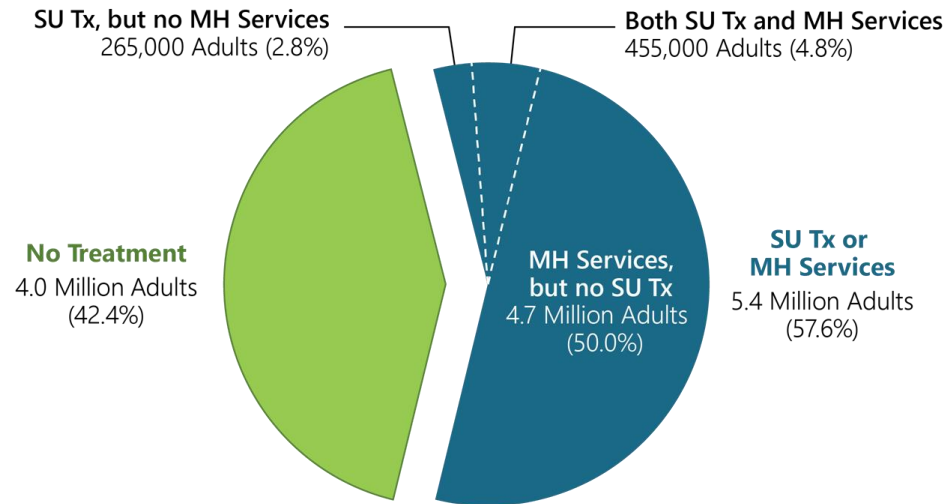
- Among women aged 12 or older, self-help groups and outpatient rehabilitation were popular forms of treatment.
- The popularity of self-help groups (e.g., Alcoholics Anonymous) is in part due to reduced fears of stigmatization (or being misunderstood) because group leaders have shared lived experiences (Moos, 2008). In addition, self-help groups are typically free.

Reference

Moos, R. H. (2008). Active ingredients of substance use-focused self-help groups. *Addiction*, 103(3), 387-396.

Receipt of Substance Use Treatment at a Specialty Facility and/or Mental Health Services in Past Year: Among Women Aged 18+ with Co-Occurring Substance Use Disorder (SUD) and Any Mental Illness (AMI)

PAST YEAR, 2020 NSDUH, Women 18+



9.5 Million Women with a Substance Use Disorder and Any Mental Illness

MH = mental health; SU Tx = substance use treatment.

SAMHSA
Substance Abuse and Mental Health
Services Administration

56

ABOUT THIS PRESENTATION:

The estimates in these slides have been rounded for the purposes of presentation. Any appearance of estimates not summing exactly to a known total are due to this rounding.

Some slides present the same analysis across multiple years. The underlying populations from which these estimates are derived change across years since the number of people in the United States changes across years. Thus, a change in proportions does not equal a constant change in the weighted count.

TALKING POINTS:

- Nearly half of women with a SUD and AMI did not receive treatment in the past year.
- A small fraction of women with co-occurring SUD and AMI received both SUD and MH treatment.

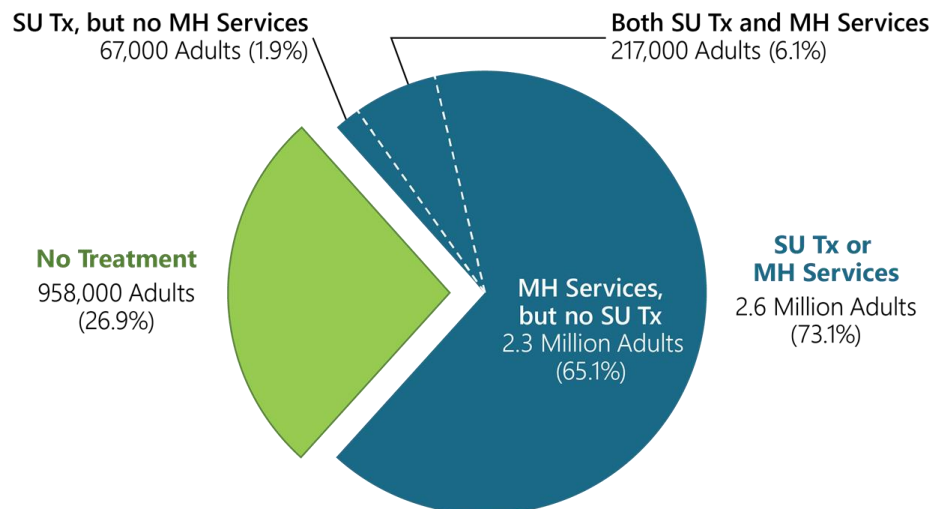
- Co-occurring SUD and AMI is particularly difficult to treat, and this treatment has poorer clinical outcomes than treatment of individuals with a single diagnosis (Najt et al., 2011). Research has shown that individuals engaged in integrated treatment for both SUD and AMI have better clinical outcomes than individuals who do not (Mangrum et al., 2006). 2020 NSDUH findings highlight the need for increased access to integrated care for SUD and MH treatment.

References

- Najt, P., Fusar-Poli, P., & Brambilla, P. (2011). Co-occurring mental and substance abuse disorders: A review on the potential predictors and clinical outcomes. *Psychiatry Research*, 186(2-3), 159-164.
- Mangrum, L. F., Spence, R. T., & Lopez, M. (2006). Integrated versus parallel treatment of co-occurring psychiatric and substance use disorders. *Journal of Substance Abuse Treatment*, 30(1), 79-84.

Receipt of Substance Use Treatment at a Specialty Facility and/or Mental Health Services in Past Year: Among Women Aged 18+ with Co-Occurring Substance Use Disorder (SUD) and Serious Mental Illness (SMI)

PAST YEAR, 2020 NSDUH, Women 18+



3.6 Million Women with a Substance Use Disorder and Serious Mental Illness

MH = mental health; SU Tx = substance use treatment.

SAMHSA
Substance Abuse and Mental Health
Services Administration

57

ABOUT THIS PRESENTATION:

The estimates in these slides have been rounded for the purposes of presentation. Any appearance of estimates not summing exactly to a known total are due to this rounding.

Some slides present the same analysis across multiple years. The underlying populations from which these estimates are derived change across years since the number of people in the United States changes across years. Thus, a change in proportions does not equal a constant change in the weighted count.

TALKING POINTS:

- Three quarters of women with SUD and SMI received some form of SUD or MH treatment in the past year.
- Most of these women received mental health services, but not SUD treatment.

- These findings highlight a significant gap in treatment services, which has also been highlighted in the literature. A recent meta-analysis found there to be no high-quality evidence to support one treatment over another for individuals with co-occurring SUD and SMI (Hunt et al., 2019).

Reference

Hunt, G. E., Siegfried, N., Morley, K., Brooke-Sumner, C., & Cleary, M. (2019). Psychosocial interventions for people with both severe mental illness and substance misuse. *Cochrane Database of Systematic Reviews*, 12(12).

Summary: Mental Health/Co-Occurring Issues in the United States in 2020

- Co-occurring substance use and mental disorders are common.
- **Adolescents:**
 - Higher rates of substance use in youths who had MDE vs. youths who did not have MDE.
- **Adults:**
 - Significantly higher rates of substance use among adults with mental illness vs. adults without mental illness.
 - Significantly higher rates of suicidal thoughts and behaviors than those without a substance use disorder
 - Most adults with co-occurring issues do not receive treatment for both issues.